

**CIL Data Profile**

# **Fruitridge/ Stockton Boulevard**

## **Family Support 2018**

This Community Incubator Lead (CIL) Data Profile summarizes data regarding family and community needs and County support services to address these needs. Included are data outlining need at the County and neighborhood level (when available), the various County services available to address these needs, and a description of the needs of BCLC families identified in CIL Multi-Disciplinary Team Intake Assessments by type of need.

**January 2020**



# Support for BCLC Families

## Community Incubator Leads

---

Community Incubator Leads (CILs) in each of the seven BCLC focus neighborhoods are trusted community-based or faith-based neighborhood organizations that provide prevention and intervention services to address the four leading causes of African American child death. Each of the CILs also serves as a host site for a Multi-Disciplinary Team that works to provide wraparound services for BCLC families.

## Multi-Disciplinary Teams

---

The Multi-Disciplinary Teams (MDTs) are co-located county agencies that work in partnership with CIL staff, cultural brokers, crisis responders, and neighborhood-specific programming for children, youth and families to provide their families with support. The county agencies co-located in the CILs vary by neighborhood and need. In Fruitridge/Stockton Boulevard (Fruitridge/Stockton), the county agencies providing services to families include:

- Department of Human Assistance (DHA)**
- Department of Child, Family and Adult Services,  
Child Protective Services (CPS)**
- Probation Department**
- County CPS Cultural Broker**
- Perinatal Support**

## The MDT Process

---

When families come to the CIL for assistance, they complete a BCLC MDT Intake Assessment. This assessment gathers information on what the family needs, what social services they are currently receiving, the level of urgency of their need, and who should “come to the table” to support them. This report displays some of this data (if available) to help link the needs in the community to the county services being delivered in the neighborhood.

Between July 2018 and June 2019, Sacramento County families in need completed a total of 320 BCLC MDT Intake Assessments. Of these intakes, **299 (93%) were completed by African American families.**

In the Fruitridge/Stockton neighborhood, a total of 20 families completed a BCLC MDT Intake Assessment and **19 (95%) of these intakes were completed by African American families.**

### About DHA

The Sacramento County Department of Human Assistance brings together more than 2,000 skilled and dedicated employees each day to plan, implement and oversee a spectrum of programs and services designed to move people from public assistance to independence. DHA's mission of fostering self-sufficiency among those it serves touches every facet of daily life, from employment, housing and health care to transportation, education and child care.

### About CPS

Child Protective Services is the major system of intervention of child abuse and neglect in California. Existing law provides for services to abused and neglected children and their families. CPS' goal is to keep the child in his/her own home when it is safe, and when the child is at risk, to develop an alternate plan as quickly as possible.

### About Probation

The Sacramento County Probation Department provides clients with the assessment, treatment, supervision, and support necessary to prevent re-offending, resulting in a safer community. Its highly skilled, multi-disciplinary workforce uses innovative strategies to support positive change.








# Who Lives in Fruitridge/Stockton?

## BCLC Focus Neighborhoods

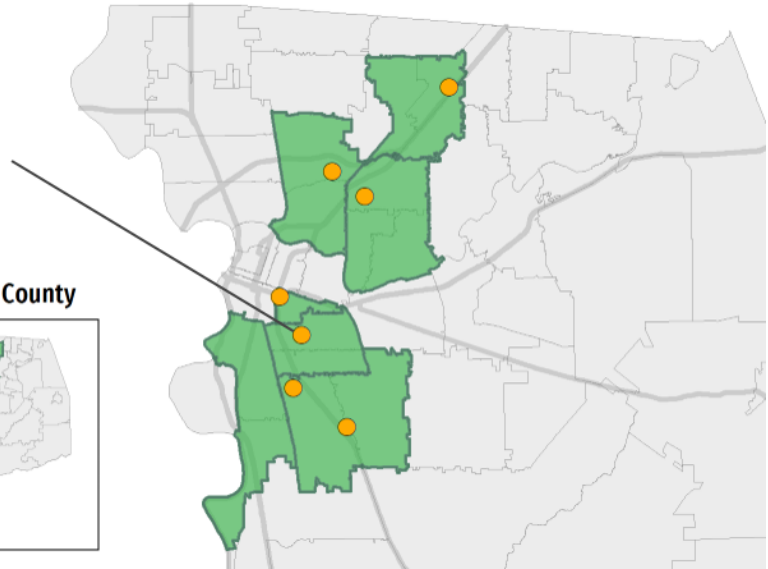
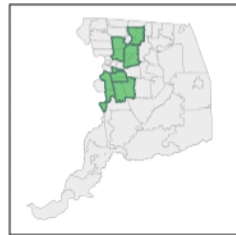
### Fruitridge/Stockton Boulevard CIL

Fruitridge/Stockton  
4625 44<sup>th</sup> Street  
Sacramento, CA 95820

#### Legend

-  Community Incubator Lead
-  BCLC Focus Neighborhood
-  Zip Code
-  Sacramento County
-  Major Roads & Highways

#### Sacramento County



## Resident Population | 2017

Measures the total number of people in an area by race and age.

Population	Sacramento County			Fruitridge/Stockton		
	Total	African American	% African American	Total	African American	% African American
Total	1,495,400	147,425	10%	67,559	7,645	11%
Children & Youth (0-17 years)	361,889	36,380	10%	17,155	1,690	10%
Adults (18+ years)	1,133,511	111,045	10%	50,404	5,955	12%

Source: U.S. Census Bureau, 2013-2017 American Community Survey 5-Year Estimates

## Birth Population | 2017

Measures the total number of live babies born to mothers in Sacramento County. African American births include the number of live babies born to African American, non-Hispanic mothers and does not include babies born to mothers who are multi-race.

Birth Population	Sacramento County			Fruitridge/Stockton		
	Total	African American	% African American	Total	African American	% African American
Total	19,206	1,947	10%	1,045	92	9%

Source: Sacramento County, Department of Health Services, Public Health Division, Epidemiology Program



# Income & Poverty

**Why This Matters to the BCLC:** Poverty is a fundamental determinant of health and well-being for families and their children. Pervasive poverty is linked to lower levels of child well-being. Children growing up in poverty are more likely to have low academic achievement, to drop out of school, and to have health, behavioral, social, and emotional problems. – *Annie E. Casey Foundation*

## Poverty Rate | 2017

Measures the percent of families and children living below 100% of the poverty level. In 2017, the federal poverty level for a family of four was \$24,600.

	Sacramento County		Fruitridge/Stockton	
	Total	African American	Total	African American
Poverty Rate				
Families	13%	NA	24%	NA
Children & Youth (0-17 years)	23%	37%	37%	64%

Source: U.S. Census Bureau, 2013-2017 American Community Survey 5-Year Estimates  
NA=data not available

## CalWORKs | 2018

Measures the number and rate (per 1,000 families) of unduplicated CalWORKs applications received and approved during the study period between January 1-June 30, 2018.

	Sacramento County		Fruitridge/Stockton	
	#	Rate	#	Rate
CalWORKs Applications				
Received	13,487	38.3	706	50.8
Approved	4,921	14.0	246	17.7
Percent approved	36%		35%	

CalWORKs is a County public assistance program that provides cash aid and services to eligible families that have a child or children in the home.

Sources: Sacramento County Department of Human Assistance  
U.S. Census Bureau, 2013-2017 American Community Survey 5-Year Estimates

## MDT Intake Assessment: Income Needs | FY2018/19

Measures the number of African American families with a self-identified income need on their MDT intake assessment completed between July 1, 2018-June 30, 2019.

	African American Families	
	Total MDT Intakes (n=299)	Fruitridge/Stockton (n=19)
Client-identified Need		
Welfare cash aid	83	7

Source: Black Child Legacy Campaign MDT Intake Assessment  
NA=data not available



# Employment

**Why This Matters to the BCLC:** Family economic success provides a critical foundation for healthy child development, which, in turn, relates to more positive outcomes in adulthood. Ongoing exposure to economic stress and hardship can negatively affect children's physical and mental health, academic achievement and social-emotional well-being. – *Annie E. Casey Foundation*

## Unemployment Rate | 2017

Measures the percent of individuals 16 years and older who are unemployed.

	Sacramento County		Fruitridge/Stockton	
	Total	African American	Total	African American
Unemployment Rate				
Individuals 16 years and over	9%	16%	13%	16%

Source: U.S. Census Bureau, 2013-2017 American Community Survey 5-Year Estimates

## CalFresh/General Assistance Employment & Training Programs | 2018

Measures the number and rate (per 1,000 adults) of unduplicated individuals referred to CalFresh Employment & Training (CFET) and General Assistance Training & Employment (GATE) during the study period between January 1-June 30, 2018.

	Sacramento County		Fruitridge/Stockton	
	#	Rate	#	Rate
CFET/GATE				
Individuals referred	3,659	3.2	193	3.8

Sources: Sacramento County Department of Human Assistance  
U.S. Census Bureau, 2013-2017 American Community Survey 5-Year Estimates

The CFET and GATE programs assist single adults and families to find and keep jobs by providing services such as pre-employment training workshops, resume writing assistance, job referrals, on-the-job training, and "dress for success" seminars.

## MDT Intake Assessment: Employment Needs | FY2018/19

Measures the number of African American families with a self-identified employment need on their MDT intake assessment completed between July 1, 2018-June 30, 2019.

	African American Families	
	Total MDT Intakes (n=299)	Fruitridge/Stockton (n=19)
Client-identified Need		
Employment	213	9
Education/Training	142	10

Source: Black Child Legacy Campaign MDT Intake Assessment  
NA=data not available

### What Fruitridge/Stockton is Doing

- Entrepreneurship Workshops and Pop-up Events for youth. Youth assisted in the planning and managing of the activities each week and given a stipend. (We Can Work It Out, Inc., 21 Reasons)
- STEM workshops (SES Robotics, Inc.)
- Gentlemen's Honor Council (Always Knocking)
- Hooked on Fishing created a program for older youth to become junior instructors.



# Housing

**Why This Matters to the BCLC:** Homelessness causes severe trauma to children and youth, disrupting their relationships, putting their health and safety at risk, and hampering their development. Homeless children are more likely than other children to experience hunger and malnutrition, and to develop physical and mental health problems. Emotional distress, developmental delays, and decreased academic achievement are also more common among this population. Many of these children and youth experience deep poverty, family instability, and exposure to domestic violence before becoming homeless, and homelessness increases their vulnerability to additional trauma. In addition to the risks faced by homeless children, including increased vulnerability to sexual exploitation, youth without homes are far more likely than their peers to be infected with HIV and have other serious health problems. – KidsData

## Homeless Applications & Support | 2018

Measures the number and rate of unduplicated applications received for homeless singles (General Assistance, CalFresh, and Medi-Cal only) and homeless families (CalWORKs) (rates per 1,000 adults and 1,000 families respectively) and the number and rate of families enrolled and housed through the Housing Support Program during the study period between January 1-June 30, 2018 (rate per 1,000 families).

CalWORKs families in need of housing support go through an application process. Workers assess the family for CalWORKs temporary homeless assistance or refer to the appropriate housing program. Temporary homeless assistance is intended to address the family's immediate needs due to homelessness if they meet specific criteria. If CalWORKs families are homeless, they may be referred to the Housing Support Program which helps eligible families find and maintain permanent housing.

		Sacramento County		Fruitridge/Stockton	
		#	Rate	#	Rate
Housing Support					
Applications Received	Singles	24,549	21.7	678	13.5
	Families	2,285	6.5	101	7.3
Housing Support Program (for families)	Enrolled	92	.3	9	.6
	Housed	72	.2	8	.6

Sources: Sacramento County Department of Human Assistance  
U.S. Census Bureau, 2013-2017 American Community Survey 5-Year Estimates

## MDT Intake Assessment: Housing Needs | FY2018/19

Measures the number of African American families with a self- or assessment-identified housing need on their MDT intake assessment completed between July 1, 2018-June 30, 2019.

		African American Families	
		Total MDT Intakes (n=299)	Fruitridge/Stockton (n=19)
MDT Intake Assessment			
Client-identified Need	Housing	204	15
	Homelessness	126	8
Assessment-identified Need	Unhoused	130	7

Source: Black Child Legacy Campaign MDT Intake Assessment  
NA=data not available



# Food Security

**Why This Matters to the BCLC:** Food assistance programs, such as food stamps (i.e., CalFresh), the Supplemental Program for Women, Infants, and Children (WIC), and the National School Lunch and Breakfast Programs, provide a safety net to help ensure that low-income children, expectant mothers, and families get adequate nutrition. These programs have been shown to reduce poverty, improve birth outcomes, and improve children’s health in general. Student participation in the National School Breakfast Program also is associated with improved school performance and cognitive functioning. – *KidsData*

## Food Stamps/Supplemental Nutrition Assistance Program (SNAP) | 2017

Measures the percent of households receiving food stamps/SNAP.

	Sacramento County		Fruitridge/Stockton	
	Total	African American	Total	African American
Food Stamps/SNAP Households receiving	12%	23%	23%	40%

Source: U.S. Census Bureau, 2013-2017 American Community Survey 5-Year Estimates

## CalFresh | 2018

Measures the number and rate of unduplicated CalFresh applications received and approved during the study period between January 1-June 30, 2018 (rate per 1,000 households).

	Sacramento County		Fruitridge/Stockton	
	#	Rate	#	Rate
CalFresh Applications Received	50,942	95.7	2,713	124.7
Approved	26,559	49.9	1,433	65.9
Percent approved	52%		53%	

Sources: Sacramento County Department of Human Assistance  
U.S. Census Bureau, 2013-2017 American Community Survey 5-Year Estimates

CalFresh, known federally as the Supplemental Nutrition Assistance Program (SNAP), provides monthly food benefits to individuals and families with low-income and provides economic benefits to communities.

## MDT Intake Assessment: Food Security Needs | FY2018/19

Measures the number of African American families with a self-identified food security need on their MDT intake assessment completed between July 1, 2018-June 30, 2019.

	African American Families	
	Total MDT Intakes (n=299)	Fruitridge/Stockton (n=19)
Client-identified Need		
Food	116	7

Source: Black Child Legacy Campaign MDT Intake Assessment  
NA=data not available

### What Fruitridge/Stockton is Doing

- Pop-up Pantry & Nutrition workshop (PRO Youth & Families)
- CIL youth involved in social justice activities helped feed the homeless with Outside the Walls



# Transportation

## Why This Matters to the BCLC:

Transportation & Accessibility – Public transportation offers mobility to U.S. residents, particularly people without cars. Transit can help bridge the spatial divide between people and jobs, services, and training opportunities. – *Be Healthy Sacramento*

Transportation & Nutrition – The accessibility, availability, and affordability of healthy and varied food options in the community increase the likelihood that residents will have a balanced and nutritious diet. A diet composed of nutritious foods, in combination with an active lifestyle, can reduce the incidence of heart disease, cancer, and diabetes, and is essential to maintain a healthy body weight and prevent obesity. Low-income and underserved areas often have limited numbers of stores that sell healthy foods. People living farther away from grocery stores are less likely to access healthy food options on a regular basis and thus more likely to consume foods which are readily available at convenience stores and fast food outlets. – *Be Healthy Sacramento*

Transportation & Environment – The transportation choices that communities and individuals make have important impacts on health through items such as active living, air quality, and traffic crashes. The choices for commuting to work can include walking, biking, taking public transit, carpooling, or individuals driving alone, the last of which is the most damaging to the health of communities. In most counties, driving alone is also the primary form of transportation to work. – *County Health Rankings*

## No Vehicles Available | 2017

Measures the percent of households with no vehicles available.

Households	Sacramento County	Fruitridge/Stockton
No vehicles available	7%	10%

Source: U.S. Census Bureau, 2013-2017 American Community Survey 5-Year Estimates

## Bus Passes Distributed | 2018

Measures the number and rate of bus passes distributed during the study period between January 1-June 30, 2018 (rate per 1,000 households).

	Sacramento County		Fruitridge/Stockton	
	#	Rate	#	Rate
Bus Passes Distributed	7,751	14.6	516	23.7

Sources: Sacramento County Department of Human Assistance  
U.S. Census Bureau, 2013-2017 American Community Survey 5-Year Estimates

Bus passes are offered by DHA to customers that are approved for services.





# Health/Mental Health Care

**Why This Matters to the BCLC:** Health insurance for children is particularly important. To stay healthy, children require regular checkups, dental and vision care, and medical attention for illness and injury. Children with health insurance are more likely to have better health throughout their childhood and adolescence. They are more likely to receive required immunizations, fall ill less frequently, obtain necessary treatment when they do get sick, and perform better at school. Having health insurance lowers barriers to accessing care, which is likely to prevent the development of more serious illnesses. This is not only of benefit to the child but also helps lower overall family health costs. – *Be Healthy Sacramento*

## Health Insurance Coverage | 2017

Measures the percent of individuals with no health insurance coverage.

Health Insurance Coverage	Sacramento County	Fruitridge/Stockton
Total	8%	15%
Children under 6 years	3%	2%

Source: U.S. Census Bureau, 2013-2017 American Community Survey 5-Year Estimates

## Medi-Cal Enrollment | 2018

Measures the number and rate of unduplicated individuals enrolled in Medi-Cal during the study period between January 1-June 30, 2018 (rate per 1,000 adults).

Medi-Cal Enrollment	Sacramento County		Fruitridge/Stockton	
	#	Rate	#	Rate
Individuals enrolled	41,518	36.6	2,168	43.0

Sources: Sacramento County Department of Human Assistance  
U.S. Census Bureau, 2013-2017 American Community Survey 5-Year Estimates

Medi-Cal offers low-cost or free health coverage to eligible California residents with limited income. The Sacramento County Department of Human Assistance (DHA) assists applicants with completing a Medi-Cal application. Applicants learn if they qualify for Medi-Cal and other health coverage programs. Staff also determine ongoing Medi-Cal eligibility annually and/or change of circumstances. If applicants are eligible, they enroll in a Medi-Cal health plan option.

## MDT Intake Assessment: Health/Mental Health Care Needs | FY2018/19

Measures the number of African American families with a self- or assessment-identified health/mental health care need on their MDT intake assessment completed between July 1, 2018-June 30, 2019.

MDT Intake Assessment Needs	African American Families	
	Total MDT Intakes (n=299)	Fruitridge/Stockton (n=19)
Client-identified Health/Mental health care	89	5
Assessment-identified Feels stressed/depressed	183	8

Source: Black Child Legacy Campaign MDT Intake Assessment  
NA=data not available

### What Fruitridge/Stockton is Doing

Perinatal health partnerships:

- Black Parallel School Board
- Her Health First



# Child Welfare

**Why This Matters to the BCLC:** Child abuse and neglect can have enduring physical, intellectual, and psychological repercussions into adolescence and adulthood. All types of child abuse and neglect have long lasting effects throughout life, damaging a child's sense of self, ability to have healthy relationships, and ability to function at home, at work, and at school. – *Be Healthy Sacramento*

Foster care is usually a result of the courts determining it is not safe for the child to remain at home, because of a risk of maltreatment, including neglect and physical or sexual abuse. Foster youth have higher rates of suspension and expulsions, are less likely to graduate from high school and attend college, are more to participate in high-risk behaviors, such as alcohol and drug use, and are more likely to become involved with gangs and the juvenile justice system. – *Children Now*

## Child Abuse Allegations, Substantiations, and Entries | 2018

Measures the rate of children (0-17 years) with child abuse allegations, substantiations, and entries into foster care (rate per 1,000 children).

Child Welfare Indicators	Sacramento County			
	Total		African American	
	#	Rate	#	Rate
Child abuse allegations	21,406	58.9	5,304	147.4
Substantiations	3,094	8.5	839	23.3
Percent of allegations	15%		16%	
Entries into foster care	1,079	3.0	353	9.8
Percent of substantiations	35%		42%	

Source: California Child Welfare Indicators Project, University of California at Berkeley

**Data not available at the neighborhood level.**

## Sacramento County Child Protective Services (CPS) | 2018

Measures the number and rate of families served by Sacramento County CPS between January 1-December 31, 2018 (rate per 1,000 families).

Sacramento County CPS	Sacramento County	
	#	Rate
Families served	1,027	2.9
Unduplicated BCLC families served	94	.3
Families reunified	144	.4

Source: Sacramento County Department of Child, Family and Adult Services, Child Protective Services

U.S. Census Bureau, 2013-2017 American Community Survey 5-Year Estimates

**Data not available at the neighborhood level.**

When a CPS referral is received, social service staff work to determine if the referral alleges abuse, neglect, or exploitation. Whenever a report indicates a need for protection, CPS will:

- Accept the case
- Intervene in the crisis, if required
- Apply Family Preservation & Support Services for some families
- Assess or identify problems, gather facts, and clarify problems
- Plan/provide services, set goals, identify resources and timeframes
- Document the case
- Terminate the case or transfer it to another program.

Approximately 12 months of services are provided to children who remain safely in the home while the family receives services.



# Child Welfare (continued)

## CPS Cultural Broker Program | 2018

Measures the number of families in Sacramento County who were referred and connected to the Sacramento County CPS Cultural Broker Program between January 1-December 31, 2018.

CPS Cultural Broker Program	Sacramento County
Families referred	176
Families connected	176
% of families referred	100%

Source: Sacramento County Department of Child, Family and Adult Services, Child Protective Services

The Sacramento County CPS Cultural Broker Program is an additional layer for support offered by CPS. Through trusting relationships and culturally responsive training, Cultural Brokers (CBs) bridge the gap between local agencies and families in need of services by helping families successfully navigate institutions such as the courts, child protective services, healthcare and schools. By eliminating barriers and increasing access to services, CBs play a key role in preventing child abuse and neglect.

2 CPS Cultural Brokers serve the Fruitridge/Stockton CIL

## Family Stabilization Support | 2018

Measures the number and rate of Family Stabilization Support referrals received and approved during the study period between January 1-June 30, 2018 (rate per 1,000 families).

	Sacramento County		Fruitridge/Stockton	
	#	Rate	#	Rate
Family Stabilization Referrals				
Received	167	.5	15	1.1
Approved	83	.2	6	.4
Percent approved	50%		40%	

Sources: Sacramento County Department of Human Assistance  
U.S. Census Bureau, 2013-2017 American Community Survey 5-Year Estimates

The Family Stabilization Support program offers intensive case management for up to 6 months to eligible families. A social worker assists with housing search and retention, referrals to domestic violence agencies and other community resources, advocacy in helping remove barriers, and transportation assistance related to barrier elimination.

## MDT Intake Assessment: Child Welfare Needs | FY2018/19

Measures the number of African American families with a self- or assessment-identified child welfare need on their MDT intake assessment completed between July 1, 2018-June 30, 2019.

MDT Intake Assessment Needs	African American Families	
	Total MDT Intakes (n=299)	Fruitridge/Stockton (n=19)
Client-identified		
Domestic violence	40	3
Parenting	79	6
Assessment-identified		
Does not feel safe	61	1
History of or current CPS case	60	5
Someone in home on probation	47	1
Problems with child(ren)	44	6

Source: Black Child Legacy Campaign MDT Intake Assessment  
NA=data not available

### What Fruitridge/Stockton is Doing

Partnerships with:





- Always Knocking
- Birth & Beyond
- Her Health First
- Outside the Wall
- Pacific Elementary
- Pivot
- PRO Youth & Families



# Addressing the Leading Causes of Death

## Fruitridge/Stockton CIL Activities

The matrix below highlights some of the additional strategies and activities led by the Fruitridge/Stockton CIL to address each of the four leading causes of African American child death.

Leading Cause	CIL Activities
 <b>Perinatal Conditions</b>	<p>Pregnancy Coaches from Black Mothers United provide wraparound services to pregnant women.</p> <p>Black Mothers United provides groups for pregnant and new mothers to learn about postpartum depression, proper nutrition, and other topics related to perinatal conditions.</p> <p>PAR youth planned and held an infant mortality community awareness project in the summer of 2019.</p>
 <b>Infant Sleep-Related</b>	<p>The CIL refers new parents to the Child Abuse Prevention Center for Infant Safe Sleep training and free Pack 'n' Play cribs.</p>
 <b>CAN Homicide</b>	<p>Always Knocking “Parents as Partners” provides resources and workshops to support parents in staying engaged with the needs of their children.</p> <p>PRO Youth and Families provides Family Socials to strengthen bonds between parents and children.</p> <p>Community for Peace address areas of child abuse and neglect, as well as perinatal care by providing resources, child and adult counseling, legal services, and access to shelters.</p> <p>Youth attended the Survivor Speak event at the state capitol and conducted a life-skills workshop for peers at the African American Male Conference.</p>
 <b>3<sup>rd</sup> Party Homicide</b>	<p>Always Knocking Healing Circles and events encourage youth and help black fathers accept their roles as fathers, daddies, and caregivers.</p> <p>Hooked on Fishing, Not on Violence works with young African American males by using fishing to connect with the youth in a meaningful way.</p> <p>The Crisis Response Team responds to violent incidents to defuse tension and provide mediation to deter retaliation.</p> <p>The Healing the Hood Community Intervention Worker provides prevention and intervention activities for gang-affiliated/high-risk youth and participates in the Crisis Response Team.</p>



The Steering Committee on Reduction for African American Child Deaths (RAACD) is funded by the County of Sacramento, City of Sacramento, First 5 Sacramento, Board of State and Community Corrections, Health Net, and the Obama Foundation, and is managed by The Center. To learn more, please visit us at [www.blackchildlegacy.org](http://www.blackchildlegacy.org) or [www.shfcenter.org](http://www.shfcenter.org).



**CIL Data Profile Provided By:**  
LPC Consulting Associates, Inc.  
1451 River Park Drive, Suite 100  
Sacramento, CA 95815  
[www.lpc-associates.com](http://www.lpc-associates.com)  
January 2020