



Black Child Legacy Campaign **NEIGHBORHOOD PROFILE** *(April 2017 Revision)*

OAK PARK

This neighborhood profile provides a snap-shot of the Oak Park community, one of seven targeted neighborhoods in the Black Child Legacy Campaign. The Oak Park neighborhood includes zip code 95817. Greater Sacramento Urban League serves as the Community Incubator Lead within this targeted neighborhood, and is working on reducing African American child deaths and building the capacity of smaller grassroots organizations within their community.

Community Incubator Lead
Greater Sacramento Urban League
2331 Alhambra Boulevard, Suite 300
Sacramento, CA 95817
www.gsul.org



**BLACK CHILD
LEGACY**
C A M P A I G N
Uniting Families and Communities
for a Healthy Future

OAK PARK PROFILE



Population 2014*

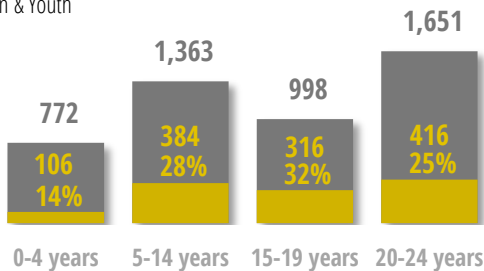
14,472 Residents
2,822 African American Residents (19%)



Children & Youth 2014*

4,784 Children & Youth
1,222 African American Children & Youth (26%)

■ All Children & Youth
 ■ African American Children & Youth



Health Insurance Coverage 2014*

Children 0-5 years **95%**

Children 6-17 years **91%**

Youth 18-24 years **77%**



Schools Attended by Targeted Youth 2014-15

Oak Park Preparatory Academy 7-9
American Legion High School
C.K. McClatchy High School

Hiram W. Johnson High School
Sacramento Charter High School
West Campus High School



Graduation Rate 2014-15

C.K. McClatchy High School**

87% of AA Students

91% of students of all other ethnicities

Hiram W. Johnson High School**

68% of AA Students

74% of students of all other ethnicities

Sacramento Charter High School**

94% of AA Students

94% of students of all other ethnicities

West Campus**

100% of AA Students

100% of students of all other ethnicities



Number of Births 2014

184 Births
29 African American Births (16%)



Top 3 Birth Hospitals 2014

Top 3 Birth Hospitals for African American Babies (% of all African American Births in this neighborhood):

Sutter Medical Center | 31%

UC Davis Medical Center | 24%

Mercy General | 17%



Housing 2014*

6,585 Neighborhood Housing Units

62% of units are renter-occupied

50% of renters pay 35% or more of household income

35% of residents recently moved

17% of residents are without a vehicle in household

*April 2017 Revision

**CIL identified high school in which most targeted youth attend



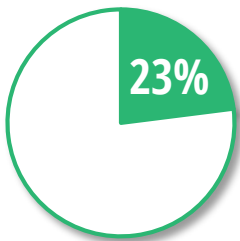
FAMILY CHALLENGES & RESOURCES



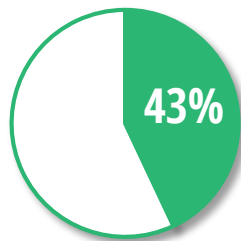
Poverty 2014*

Neighborhood population living below poverty level.
In 2014, the federal poverty level for a family of four was \$23,850.

Families



Children



Unemployment 2014*

16% of all residents are unemployed

30% of African American residents are unemployed



Public Assistance 2016

Average Applications per Month:

860 TANF applications

2,508 CalFresh applications

4,893 Medi-Cal applications



Family Risk Factors 2013-14

7% of adults report serious psychological distress in the past year

13% of adults use tobacco in the past year



Child Welfare 2014*

Neighborhood Involvement with Child Protective Services:

116 children had a CPS **allegation of child abuse or neglect**

11 children **entered foster care**



CIL Community Services & Resources 2016

- Workforce Development
- Job Training & Placement
- Economic Self-Reliance
- Affordable Housing
- Teen Pregnancy Prevention
- Gang Prevention
- Advocacy

*April 2017 Revision

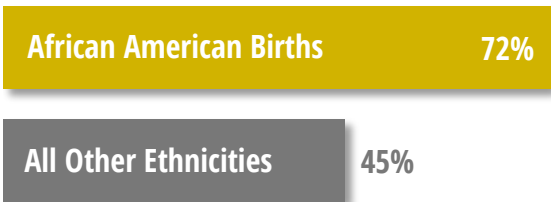


MOTHER & INFANT HEALTH



Delivery Costs: Births Paid by Medi-Cal 2014

Births paid for by Medi-Cal is used as a proxy for low-income mothers.



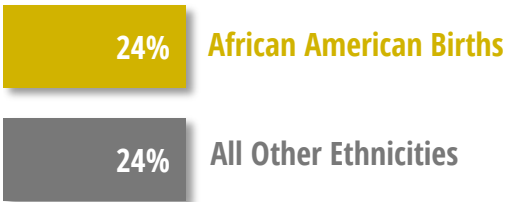
Pre-term Births: Births Occurred before 37 Weeks of Pregnancy (Sacramento County) 2014

Pre-term birth is the leading cause of newborn death and may contribute to long-term disabilities for infants.



Prenatal Care: Initiated after 1st Trimester 2014

Mothers are advised to start prenatal care during their 1st trimester of pregnancy. Late entry into care may pose increased health risks to pregnant mothers and their babies.



Low-Birthweight Births: Birthweight Less than 5 lbs. 8 oz. (Sacramento County) 2014

Infants born below 5 pounds 8 ounces can be due to preterm birth or other pregnancy risk factors.



YOUTH VULNERABILITY



School Disciplinary Action 2014-15

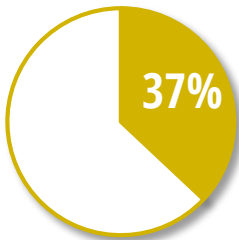
Neighborhood Suspension & Expulsion Rates (Grades 7-12)**:

11% Suspension Rate

<1% Expulsion Rate

**School Disciplinary Action rates calculated from the following schools:

Oak Park Preparatory Academy 7-9	Hiram W. Johnson High School
American Legion High School	Sacramento Charter High School
C.K. McClatchy High School	West Campus High School



In Sacramento County, 37% of all suspended and expelled students are **African American**.



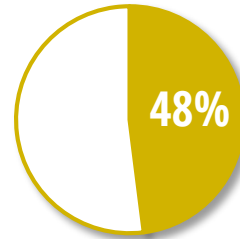
Youth Unemployment 2014*

Youth 16-19 years **37%**

Youth 20-24 years **26%**



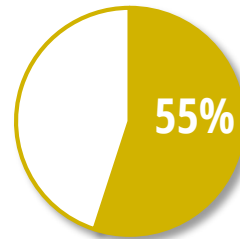
Juvenile Felony Arrests (Sacramento County) 2014



In Sacramento County, **African Americans** represent 48% of all juveniles arrested for a felony. (youth ages 10-17 years)



Youth Detention 2015*



22 Total Youth Detained

In this neighborhood, **African Americans** represent 55% of all detained youth. (youth ages 14-21 years)

*April 2017 Revision



AFRICAN AMERICAN DISPROPORTIONALITY

The Black Child Legacy Campaign is focused on reducing African American child deaths by 2020. Below are key areas where African American children and adults demonstrate disproportional risks compared to all other ethnicities within this neighborhood and Sacramento County.

Oak Park

Neighborhood Unemployment*

Rate at which **African American** neighborhood residents in the workforce are unemployed is... **2.2** times all other ethnicities.

Neighborhood Poverty

Rate at which **African American** children in this neighborhood live in poverty is... **1.2** times all other ethnicities.

Neighborhood Youth Detentions*

Rate at which **African American** youth in this neighborhood are detained is... **2.5** times all other ethnicities.

Sacramento County

County Allegations of Child Abuse & Neglect*

Rate at which **African American** children in Sacramento County are involved in an allegation of child abuse or neglect is... **3.0** times all other ethnicities.

County Entry into Foster Care*

Rate at which **African American** children in Sacramento County enter into foster care is... **4.0** times all other ethnicities.

County Juvenile Felony Arrests*

Rate at which **African American** youth in Sacramento County are arrested for a felony is... **7.5** times all other ethnicities.

County Pre-Term Births

Rate at which **African American** neighborhood mothers delivered their babies pre-term is... **1.6** times all other ethnicities.

County Low-Birthweight Births

Rate at which **African American** neighborhood babies were born at a low-birthweight is... **1.8** times all other ethnicities.

*April 2017 Revision



DATA SOURCES

Neighborhood Profile

Population

Total Neighborhood and Child and Youth Population: 2014 County and Neighborhood Population [Age and Sex](#) and [Sex by Age \(Black or African American Alone\)](#)
U.S. Census Bureau, 2010-2014 American Community Survey 5-Year Estimates

Birth Characteristics

2014 Births and Characteristics
Data Request, Sacramento County Department of Health and Human Services, Vital Statistics

Insured Youth

Uninsured Population: [2014 Health Insurance Coverage Status by Age](#)
U.S. Census Bureau, 2010-2014 American Community Survey 5-Year Estimates

Educational Outcomes

HS Graduation Rates by Race: [Cohort Outcome Summary Report by Race/Ethnicity](#)
California Department of Education, Data Reporting Office, DataQuest, 2014-2015

Housing

2014 Total Housing Units, Occupancy, Vehicles, Renter-Occupied: [Selected Housing Characteristics](#)
U.S. Census Bureau, 2010-2014 American Community Survey 5-Year Estimates

Family Challenges & Resources

Poverty Rate

2014 Household Income, Population living below 100% of poverty: Families: [Ratio of Income to Poverty Level of Families in the Past 12 Months](#) and Children (0-17): [Age by Ratio of Income to Poverty Level in Past 12 Months](#)
U.S. Census Bureau, 2010-2014 American Community Survey 5-Year Estimates

Unemployment

Population Unemployed: [Employment Status](#)
U.S. Census Bureau, 2010-2014 American Community Survey 5-Year Estimates

Public Assistance

Average Applications per Month (Jan-Sep 2016)
Data Request, Sacramento County Department of Human Services

Family Risk Factors

Serious psychological distress (18+ years) and Serious psychological distress during past year: [AskCHIS](#)
Adults Reporting Tobacco Use: [Adults Who Smoke](#)
Alcohol Related Hospitalizations (18+ years): [Age-Adjusted Hospitalization Rate due to Alcohol Abuse](#)
[AskCHIS](#), California Health Interview Survey, 2013-2014

Child Welfare

Involvement with Child Protective Services. 2014 CPS Allegations and Foster Care Entries: [Child Maltreatment Allegation & Substantiation Rates, ages 0-17, rates per 1,000 children](#)
California Child Welfare Indicators Project, University of California Berkeley

Mother & Infant Health

Birth Characteristics

2014 Births and Characteristics
Data Request, Sacramento County Department of Health and Human Services, Vital Statistics

Youth Vulnerability

Educational Outcomes

School Disciplinary Actions: [Suspension and Expulsion Rates](#)
African-American Disciplinary Rates: [Expulsion and Suspension Data](#)
California Department of Education, Data Reporting Office, DataQuest, 2014-2015

Youth Unemployment

[2014 Employment Status by Age](#)
U.S. Census Bureau, 2010-2014 American Community Survey 5-Year Estimates

Juvenile Felony Arrests

[Juvenile Felony Arrests, by Race/Ethnicity](#)
California Dept. of Justice, Criminal Justice Statistics Center, Monthly Arrest and Citation Register (MACR) Data Files (Accessed via [kidsdata.org](#)), 2014

Youth Detention

2015 Snapshot of Youth Detention in RAACD Zip Codes and 15/16 Top 5 Offenses for Admitted Secured Detention.
Data Request, Sacramento County Probation Department

African American Disproportionality

Poverty Rate

Neighborhood Poverty Disproportionality: [African American Poverty Status in the Past 12 Months by Age \(Black or African American Alone\)](#)
U.S. Census Bureau, 2010-2014 American Community Survey 5-Year Estimates

Unemployment

Neighborhood Unemployment Disproportionality: [Employment Status](#)
U.S. Census Bureau, 2010-2014 American Community Survey 5-Year Estimates

Birth Characteristics

2014 Births and Characteristics Disproportionality
Data Request, Sacramento County Department of Health and Human Services, Vital Statistics

Child Welfare

Involvement with Child Protective Services. 2015 CPS Allegations and Foster Care Entries Disproportionality: [Child Maltreatment Allegation & Substantiation Rates, ages 0-17, rates per 1,000 children](#)
California Child Welfare Indicators Project, University of California Berkeley

Juvenile Felony Arrests

[Juvenile Felony Arrests, by Race/Ethnicity](#)
California Dept. of Justice, Criminal Justice Statistics Center, Monthly Arrest and Citation Register (MACR) Data Files (Accessed via [kidsdata.org](#)), 2014

Youth Detention

2015 Snapshot of Youth Detention in RAACD Zip Codes and 15/16 Top 5 Offenses for Admitted Secured Detention.
Data Request, Sacramento County Probation Department


Disproportionality Methodology

Rates of disproportionality use the following calculation: [Methodology for Disproportionality and Disparity Indices](#)
California Child Welfare Indicators Project, University of California Berkeley



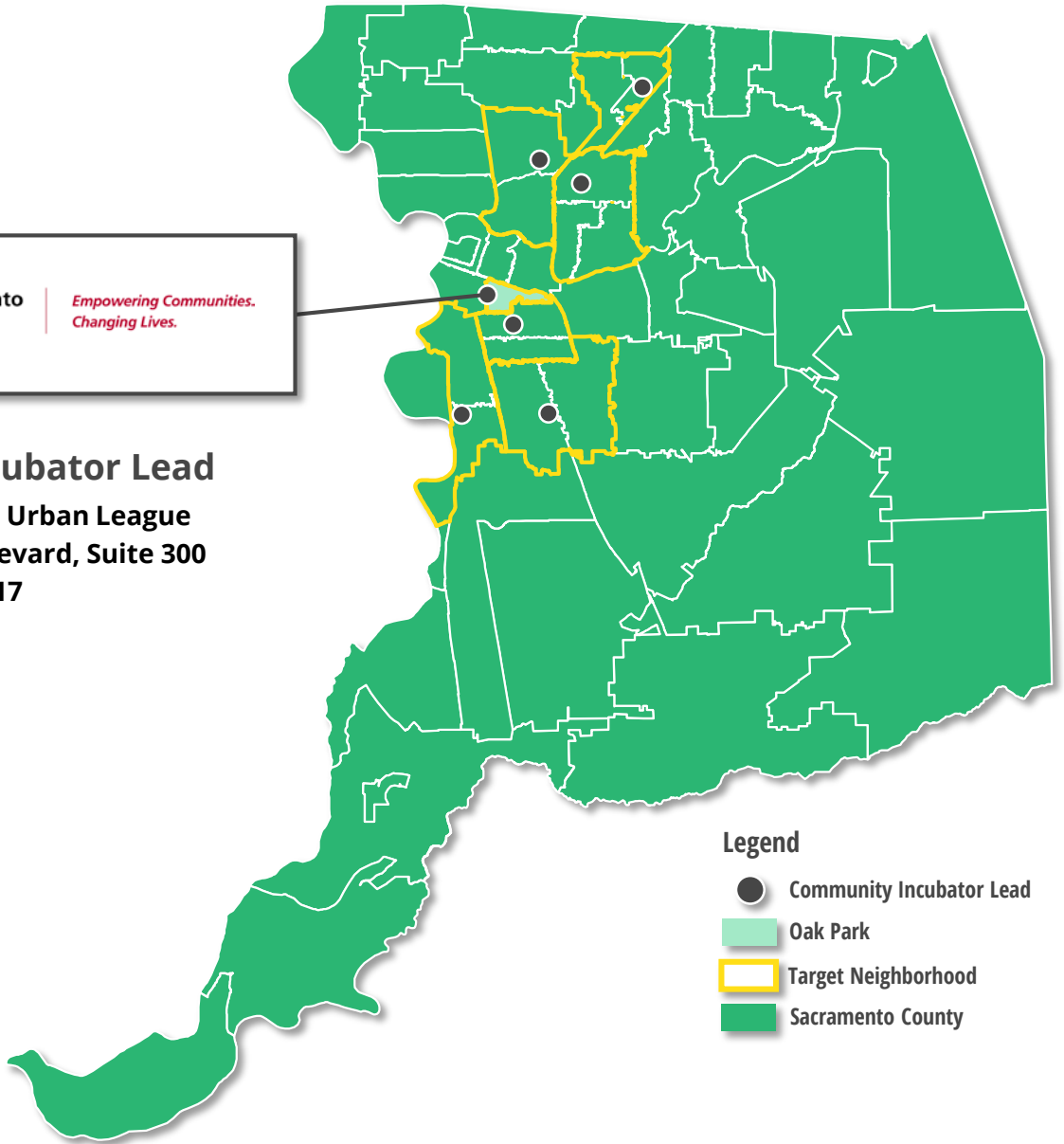
ON THE MAP

Oak Park | 95817







**Greater Sacramento
Urban League** | *Empowering Communities.
Changing Lives.*

Community Incubator Lead
Greater Sacramento Urban League
2331 Alhambra Boulevard, Suite 300
Sacramento, CA 95817
www.gsul.org



Legend

-  Community Incubator Lead
-  Oak Park
-  Target Neighborhood
-  Sacramento County



THE CENTER
at Sierra Health Foundation

The Steering Committee on Reduction for African American Child Deaths (RAACD) is funded by the County of Sacramento, City of Sacramento, and First 5 Sacramento, and is managed by The Center. To learn more, visit www.shfcenter.org/raacd, or contact raacd@shfcenter.org.



Prepared by:
LPC Consulting Associates, Inc.
www.lpc-associates.com
December 2016 (Revised April 2017)