

CIL Data Profile

Arden-Arcade

Family Support 2018

This Community Incubator Lead (CIL) Data Profile summarizes data regarding family and community needs and County support services to address these needs. Included are data outlining need at the County and neighborhood level (when available), the various County services available to address these needs, and a description of the needs of BCLC families identified in CIL Multi-Disciplinary Team Intake Assessments by type of need.

January 2020



Support for BCLC Families

Community Incubator Leads

Community Incubator Leads (CILs) in each of the seven BCLC focus neighborhoods are trusted community-based or faith-based neighborhood organizations that provide prevention and intervention services to address the four leading causes of African American child death. Each of the CILs also serves as a host site for a Multi-Disciplinary Team that works to provide wraparound services for BCLC families.

Multi-Disciplinary Teams

The Multi-Disciplinary Teams (MDTs) are co-located county agencies that work in partnership with CIL staff, cultural brokers, crisis responders, and neighborhood-specific programming for children, youth and families to provide their families with support. The county agencies co-located in the CILs vary by neighborhood and need. In Arden-Arcade, the county agencies providing services to families include:

- Department of Human Assistance (DHA)**
- Department of Child, Family and Adult Services,
Child Protective Services (CPS)**
- Probation Department**
- County CPS Cultural Broker**
- Perinatal Support**

The MDT Process

When families come to the CIL for assistance, they complete a BCLC MDT Intake Assessment. This assessment gathers information on what the family needs, what social services they are currently receiving, the level of urgency of their need, and who should “come to the table” to support them.

Between July 2018 and June 2019, Sacramento County families in need completed a total of 320 BCLC MDT Intake Assessments. **Of these intakes, 299 (93%) were completed by African American families.**

About DHA

The Sacramento County Department of Human Assistance brings together more than 2,000 skilled and dedicated employees each day to plan, implement and oversee a spectrum of programs and services designed to move people from public assistance to independence. DHA's mission of fostering self-sufficiency among those it serves touches every facet of daily life, from employment, housing and health care to transportation, education and child care.

About CPS

Child Protective Services is the major system of intervention of child abuse and neglect in California. Existing law provides for services to abused and neglected children and their families. CPS' goal is to keep the child in his/her own home when it is safe, and when the child is at risk, to develop an alternate plan as quickly as possible.

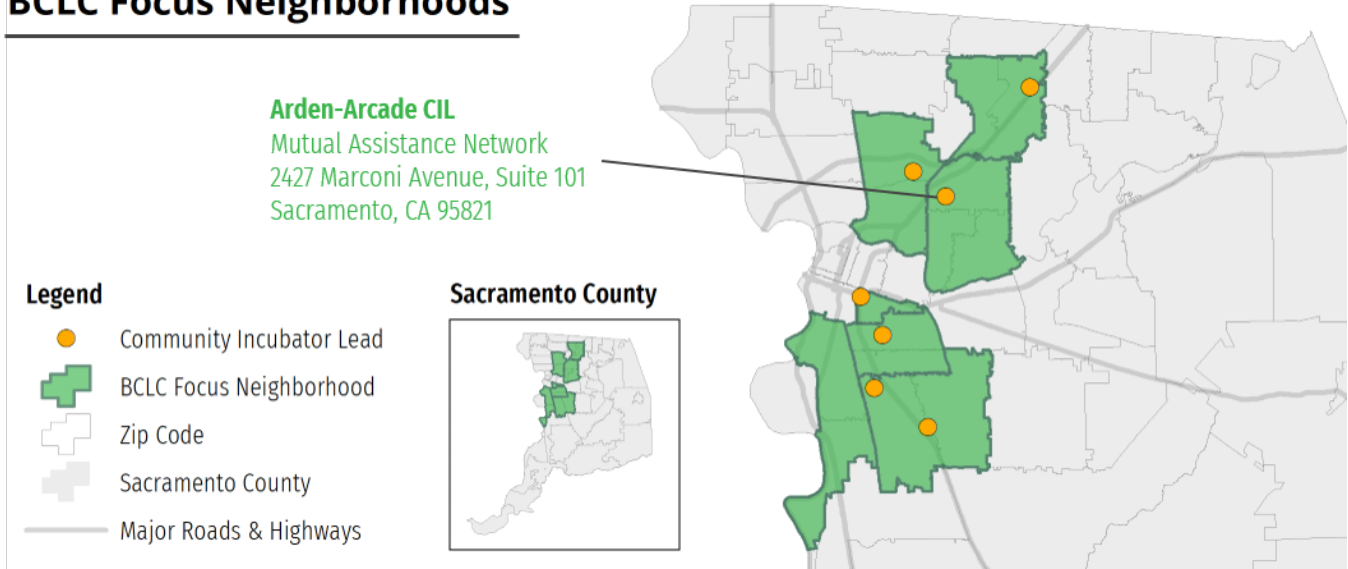
About Probation

The Sacramento County Probation Department provides clients with the assessment, treatment, supervision, and support necessary to prevent re-offending, resulting in a safer community. Its highly skilled, multi-disciplinary workforce uses innovative strategies to support positive change.



Who Lives in Arden-Arcade?

BCLC Focus Neighborhoods



Resident Population | 2017

Measures the total number of people in an area by race and age.

Population	Sacramento County			Arden-Arcade		
	Total	African American	% African American	Total	African American	% African American
Total	1,495,400	147,425	10%	93,393	9,239	10%
Children & Youth (0-17 years)	361,889	36,380	10%	20,884	2,541	12%
Adults (18+ years)	1,133,511	111,045	10%	72,509	6,698	9%

Source: U.S. Census Bureau, 2013-2017 American Community Survey 5-Year Estimates

Birth Population | 2017

Measures the total number of live babies born to mothers in Sacramento County. African American births include the number of live babies born to African American, non-Hispanic mothers and does not include babies born to mothers who are multi-race.

Birth Population	Sacramento County			Arden-Arcade		
	Total	African American	% African American	Total	African American	% African American
Total	19,206	1,947	10%	1,400	163	12%

Source: Sacramento County, Department of Health Services, Public Health Division, Epidemiology Program



Income & Poverty

Why This Matters to the BCLC: Poverty is a fundamental determinant of health and well-being for families and their children. Pervasive poverty is linked to lower levels of child well-being. Children growing up in poverty are more likely to have low academic achievement, to drop out of school, and to have health, behavioral, social, and emotional problems. – *Annie E. Casey Foundation*

Poverty Rate | 2017

Measures the percent of families and children living below 100% of the poverty level. In 2017, the federal poverty level for a family of four was \$24,600.

	Sacramento County		Arden-Arcade	
	Total	African American	Total	African American
Poverty Rate				
Families	13%	NA	18%	NA
Children & Youth (0-17 years)	23%	37%	34%	44%

Source: U.S. Census Bureau, 2013-2017 American Community Survey 5-Year Estimates
NA=data not available

CalWORKs | 2018

Measures the number and rate (per 1,000 families) of unduplicated CalWORKs applications received and approved during the study period between January 1-June 30, 2018.

	Sacramento County		Arden-Arcade	
	#	Rate	#	Rate
CalWORKs Applications				
Received	13,487	38.3	1,242	56.4
Approved	4,921	14.0	460	20.9
Percent approved	36%		37%	

Sources: Sacramento County Department of Human Assistance
U.S. Census Bureau, 2013-2017 American Community Survey 5-Year Estimates

CalWORKs is a County public assistance program that provides cash aid and services to eligible families that have a child or children in the home.



Employment

Why This Matters to the BCLC: Family economic success provides a critical foundation for healthy child development, which, in turn, relates to more positive outcomes in adulthood. Ongoing exposure to economic stress and hardship can negatively affect children's physical and mental health, academic achievement and social-emotional well-being. – *Annie E. Casey Foundation*

Unemployment Rate | 2017

Measures the percent of individuals 16 years and older who are unemployed.

	Sacramento County		Arden-Arcade	
	Total	African American	Total	African American
Unemployment Rate				
Individuals 16 years and over	9%	16%	12%	23%

Source: U.S. Census Bureau, 2013-2017 American Community Survey 5-Year Estimates

CalFresh/General Assistance Employment & Training Programs | 2018

Measures the number and rate (per 1,000 adults) of unduplicated individuals referred to CalFresh Employment & Training (CFET) and General Assistance Training & Employment (GATE) during the study period between January 1- June 30, 2018.

	Sacramento County		Arden-Arcade	
	#	Rate	#	Rate
CFET/GATE				
Individuals referred	3,659	3.2	187	2.6

Sources: Sacramento County Department of Human Assistance
U.S. Census Bureau, 2013-2017 American Community Survey 5-Year Estimates

The CFET and GATE programs assist single adults and families to find and keep jobs by providing services such as pre-employment training workshops, resume writing assistance, job referrals, on -the-job training, and "dress for success" seminars.

CIL Employment Assistance

What Arden-Arcade is Doing

Mutual Assistance Network is building the employability of neighborhood youth with paid positions. For example, youth are paid to help with bimonthly community Pop-Up events hosted by the CIL. These youth leaders are integral in the planning and implementation of the Pop-Ups.



Housing

Why This Matters to the BCLC: Homelessness causes severe trauma to children and youth, disrupting their relationships, putting their health and safety at risk, and hampering their development. Homeless children are more likely than other children to experience hunger and malnutrition, and to develop physical and mental health problems. Emotional distress, developmental delays, and decreased academic achievement are also more common among this population. Many of these children and youth experience deep poverty, family instability, and exposure to domestic violence before becoming homeless, and homelessness increases their vulnerability to additional trauma. In addition to the risks faced by homeless children, including increased vulnerability to sexual exploitation, youth without homes are far more likely than their peers to be infected with HIV and have other serious health problems. – *KidsData*

Homeless Applications & Support | 2018

Measures the number and rate of unduplicated applications received for homeless singles (General Assistance, CalFresh, and Medi-Cal only) and homeless families (CalWORKs) (rates per 1,000 adults and 1,000 families respectively) and the number and rate of families enrolled and housed through the Housing Support Program during the study period between January 1-June 30, 2018 (rate per 1,000 families).

		Sacramento County		Arden-Arcade	
		#	Rate	#	Rate
Housing Support Applications Received	Singles	24,549	21.7	596	8.2
	Families	2,285	6.5	89	4.0
Housing Support Program (for families)	Enrolled	92	.3	13	.6
	Housed	72	.2	4	.2

Sources: Sacramento County Department of Human Assistance
U.S. Census Bureau, 2013-2017 American Community Survey 5-Year Estimates

CalWORKs families in need of housing support go through an application process. Workers assess the family for CalWORKs temporary homeless assistance or refer to the appropriate housing program. Temporary homeless assistance is intended to address the family's immediate needs due to homelessness if they meet specific criteria. If CalWORKs families are homeless, they may be referred to the Housing Support Program which helps eligible families find and maintain permanent housing.



Food Security

Why This Matters to the BCLC: Food assistance programs, such as food stamps (i.e., CalFresh), the Supplemental Program for Women, Infants, and Children (WIC), and the National School Lunch and Breakfast Programs, provide a safety net to help ensure that low-income children, expectant mothers, and families get adequate nutrition. These programs have been shown to reduce poverty, improve birth outcomes, and improve children’s health in general. Student participation in the National School Breakfast Program also is associated with improved school performance and cognitive functioning. – *KidsData*

Food Stamps/Supplemental Nutrition Assistance Program (SNAP) | 2017

Measures the percent of households receiving food stamps/SNAP.

Food Stamps/SNAP	Sacramento County		Arden-Arcade	
	Total	African American	Total	African American
Households receiving	12%	23%	15%	33%

Source: U.S. Census Bureau, 2013-2017 American Community Survey 5-Year Estimates

CalFresh | 2018

Measures the number and rate of unduplicated CalFresh applications received and approved during the study period between January 1-June 30, 2018 (rate per 1,000 households).

CalFresh Applications	Sacramento County		Arden-Arcade	
	#	Rate	#	Rate
Received	50,942	95.7	3,307	83.9
Approved	26,559	49.9	1,720	43.6
Percent approved	52%		52%	

Sources: Sacramento County Department of Human Assistance
U.S. Census Bureau, 2013-2017 American Community Survey 5-Year Estimates

CalFresh, known federally as the Supplemental Nutrition Assistance Program (SNAP), provides monthly food benefits to individuals and families with low-income and provides economic benefits to communities.



Transportation

Why This Matters to the BCLC:

Transportation & Accessibility – Public transportation offers mobility to U.S. residents, particularly people without cars. Transit can help bridge the spatial divide between people and jobs, services, and training opportunities. – *Be Healthy Sacramento*

Transportation & Nutrition – The accessibility, availability, and affordability of healthy and varied food options in the community increase the likelihood that residents will have a balanced and nutritious diet. A diet composed of nutritious foods, in combination with an active lifestyle, can reduce the incidence of heart disease, cancer, and diabetes, and is essential to maintain a healthy body weight and prevent obesity. Low-income and underserved areas often have limited numbers of stores that sell healthy foods. People living farther away from grocery stores are less likely to access healthy food options on a regular basis and thus more likely to consume foods which are readily available at convenience stores and fast food outlets. – *Be Healthy Sacramento*

Transportation & Environment – The transportation choices that communities and individuals make have important impacts on health through items such as active living, air quality, and traffic crashes. The choices for commuting to work can include walking, biking, taking public transit, carpooling, or individuals driving alone, the last of which is the most damaging to the health of communities. In most counties, driving alone is also the primary form of transportation to work. – *County Health Rankings*

No Vehicles Available | 2017

Measures the percent of households with no vehicles available.

Households	Sacramento County	Arden-Arcade
No vehicles available	7%	11%

Source: U.S. Census Bureau, 2013-2017 American Community Survey 5-Year Estimates

Bus Passes Distributed | 2018

Measures the number and rate of bus passes distributed during the study period between January 1-June 30, 2018 (rate per 1,000 households).

	Sacramento County		Arden-Arcade	
	#	Rate	#	Rate
Bus Passes Distributed	7,751	14.6	449	11.4

Sources: Sacramento County Department of Human Assistance
U.S. Census Bureau, 2013-2017 American Community Survey 5-Year Estimates

Bus passes are offered by DHA to customers that are approved for services.



Health/Mental Health Care

Why This Matters to the BCLC: Health insurance for children is particularly important. To stay healthy, children require regular checkups, dental and vision care, and medical attention for illness and injury. Children with health insurance are more likely to have better health throughout their childhood and adolescence. They are more likely to receive required immunizations, fall ill less frequently, obtain necessary treatment when they do get sick, and perform better at school. Having health insurance lowers barriers to accessing care, which is likely to prevent the development of more serious illnesses. This is not only of benefit to the child but also helps lower overall family health costs. – *Be Healthy Sacramento*

Health Insurance Coverage | 2017

Measures the percent of individuals with no health insurance coverage.

Health Insurance Coverage	Sacramento County	Arden-Arcade
Total	8%	8%
Children under 6 years	3%	2%

Source: U.S. Census Bureau, 2013-2017 American Community Survey 5-Year Estimates

Medi-Cal Enrollment | 2018

Measures the number and rate of unduplicated individuals enrolled in Medi-Cal during the study period between January 1-June 30, 2018 (rate per 1,000 adults).

	Sacramento County		Arden-Arcade	
	#	Rate	#	Rate
Medi-Cal Enrollment				
Individuals enrolled	41,518	36.6	2,676	36.9

Sources: Sacramento County Department of Human Assistance
U.S. Census Bureau, 2013-2017 American Community Survey 5-Year Estimates

Medi-Cal offers low-cost or free health coverage to eligible California residents with limited income. The Sacramento County Department of Human Assistance (DHA) assists applicants with completing a Medi-Cal application. Applicants learn if they qualify for Medi-Cal and other health coverage programs. Staff also determine ongoing Medi-Cal eligibility annually and/or change of circumstances. If applicants are eligible, they enroll in a Medi-Cal health plan option.

Health/Mental Health Care Needs

What Arden-Arcade is Doing

The CIL increases access to healthcare through perinatal health partnerships:

- Birth & Beyond
- Black Infant Health
- Kaiser Permanente
- Sacramento County
- WellSpace Health



Child Welfare

Why This Matters to the BCLC: Child abuse and neglect can have enduring physical, intellectual, and psychological repercussions into adolescence and adulthood. All types of child abuse and neglect have long lasting effects throughout life, damaging a child's sense of self, ability to have healthy relationships, and ability to function at home, at work, and at school. – *Be Healthy Sacramento*

Foster care is usually a result of the courts determining it is not safe for the child to remain at home, because of a risk of maltreatment, including neglect and physical or sexual abuse. Foster youth have higher rates of suspension and expulsions, are less likely to graduate from high school and attend college, are more to participate in high-risk behaviors, such as alcohol and drug use, and are more likely to become involved with gangs and the juvenile justice system. – *Children Now*

Child Abuse Allegations, Substantiations, and Entries | 2018

Measures the rate of children (0-17 years) with child abuse allegations, substantiations, and entries into foster care (rate per 1,000 children).

Child Welfare Indicators	Sacramento County			
	Total		African American	
	#	Rate	#	Rate
Child abuse allegations	21,406	58.9	5,304	147.4
Substantiations	3,094	8.5	839	23.3
Percent of allegations	15%		16%	
Entries into foster care	1,079	3.0	353	9.8
Percent of substantiations	35%		42%	

Source: California Child Welfare Indicators Project, University of California at Berkeley

Data not available at the neighborhood level.

Sacramento County Child Protective Services (CPS) | 2018

Measures the number and rate of families served by Sacramento County CPS between January 1-December 31, 2018 (rate per 1,000 families).

Sacramento County CPS	Sacramento County	
	#	Rate
Families served	1,027	2.9
Unduplicated BCLC families served	94	.3
Families reunified	144	.4

Source: Sacramento County Department of Child, Family and Adult Services, Child Protective Services

U.S. Census Bureau, 2013-2017 American Community Survey 5-Year Estimates

Data not available at the neighborhood level.

When a CPS referral is received, social service staff work to determine if the referral alleges abuse, neglect, or exploitation. Whenever a report indicates a need for protection, CPS will:

- Accept the case
- Intervene in the crisis, if required
- Apply Family Preservation & Support Services for some families
- Assess or identify problems, gather facts, and clarify problems
- Plan/provide services, set goals, identify resources and timeframes
- Document the case
- Terminate the case or transfer it to another program.

Approximately 12 months of services are provided to children who remain safely in the home while the family receives services.



Child Welfare (continued)

CPS Cultural Broker Program | 2018

Measures the number of families in Sacramento County who were referred and connected to the Sacramento County CPS Cultural Broker Program between January 1-December 31, 2018.

CPS Cultural Broker Program	Sacramento County
Families referred	176
Families connected	176
% of families referred	100%

Source: Sacramento County Department of Child, Family and Adult Services, Child Protective Services

The Sacramento County CPS Cultural Broker Program is an additional layer for support offered by CPS. Through trusting relationships and culturally responsive training, Cultural Brokers (CBs) bridge the gap between local agencies and families in need of services by helping families successfully navigate institutions such as the courts, child protective services, healthcare and schools. By eliminating barriers and increasing access to services, CBs play a key role in preventing child abuse and neglect.

3 CPS Cultural Brokers serve the Arden-Arcade CIL

Family Stabilization Support | 2018

Measures the number and rate of Family Stabilization Support referrals received and approved during the study period between January 1-June 30, 2018 (rate per 1,000 families).

Family Stabilization Referrals	Sacramento County		Arden-Arcade	
	#	Rate	#	Rate
Received	167	.5	5	.2
Approved	83	.2	2	.1
Percent approved	50%		40%	

Sources: Sacramento County Department of Human Assistance
U.S. Census Bureau, 2013-2017 American Community Survey 5-Year Estimates

The Family Stabilization Support program offers intensive case management for up to 6 months to eligible families. A social worker assists with housing search and retention, referrals to domestic violence agencies and other community resources, advocacy in helping remove barriers, and transportation assistance related to barrier elimination.

Child Welfare Needs

What Arden-Arcade is Doing

The CIL supports families with child welfare needs through partnerships with:





- Birth & Beyond
- Child Abuse Prevention Center
- The Crisis Nursery
- First 5 Sacramento
- Twin Rivers Unified School District
- WellSpace Health



Addressing the Leading Causes of Death

Arden-Arcade CIL Activities

The matrix below highlights some of the additional strategies and activities led by the Arden-Arcade CIL to address each of the four leading causes of African American child death.

Leading Cause	CIL Activities
 Perinatal Conditions	<p>Case management and home visitation provide an evidence-based prenatal curriculum, resource navigation and connection, and crisis intervention to address obstacles to obtaining prenatal care.</p> <p>Pregnancy Coaches from Black Mothers United provide wraparound services to pregnant mothers.</p>
 Infant Sleep-Related	<p>Infant Safe Sleep training and free Pack 'n' Play cribs are provided to women in need.</p>
 CAN Homicide	<p>Case management and home visitation using an evidence-based parenting curriculum is provided to families with child welfare needs.</p>
 3rd Party Homicide	<p>Project Optimism teaches youth about social justice, higher education and entrepreneurship, mental health and wellness, financial education, and healthy relationships.</p> <p>The Crisis Response Team responds to violent incidents to defuse tension and provide mediation to deter retaliation.</p> <p>The Healing the Hood Community Intervention Worker provides prevention and intervention activities for gang-affiliated/high-risk youth and participates in the Crisis Response Team.</p>



The Steering Committee on Reduction for African American Child Deaths (RAACD) is funded by the County of Sacramento, City of Sacramento, First 5 Sacramento, Board of State and Community Corrections, Health Net, and the Obama Foundation, and is managed by The Center. To learn more, please visit us at www.blackchildlegacy.org or www.shfcenter.org.



CIL Data Profile Provided By:
LPC Consulting Associates, Inc.
1451 River Park Drive, Suite 100
Sacramento, CA 95815
www.lpc-associates.com
January 2020