



# Black Child Legacy Campaign **NEIGHBORHOOD PROFILE** *(April 2017 Revision)*



This neighborhood profile provides a snap-shot of the Valley Hi community, one of seven targeted neighborhoods in the Black Child Legacy Campaign. The Valley Hi neighborhood includes zip codes 95823 and 95828. South Sacramento Christian Center serves as the Community Incubator Lead within this targeted neighborhood, and is working on reducing African American child deaths and building the capacity of smaller grassroots organizations within their community.

**Community Incubator Lead**  
**South Sacramento Christian Center**  
**7710 Stockton Boulevard**  
**Sacramento, CA 95823**  
[www.myfaithconnects.org](http://www.myfaithconnects.org)



**BLACK CHILD  
LEGACY**  
**C A M P A I G N**  
Uniting Families and Communities  
for a Healthy Future

# VALLEY HI PROFILE



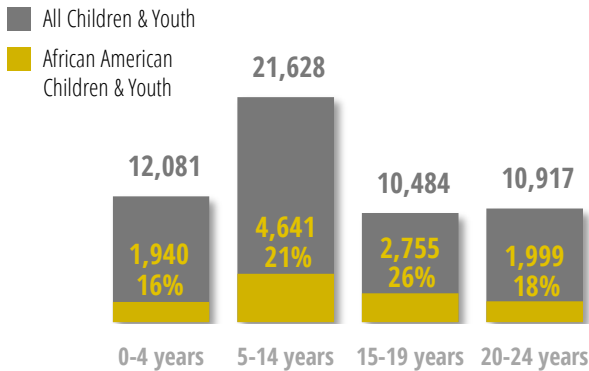
## Population 2014\*

**149,603 Residents**  
**29,436 African American Residents (20%)**

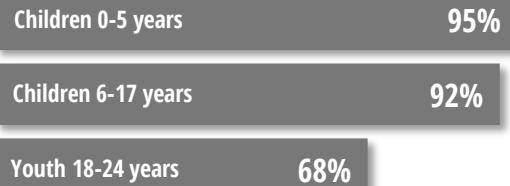


## Children & Youth 2014\*

**55,110 Children & Youth**  
**11,335 African American Children & Youth (21%)**



## Health Insurance Coverage 2014\*



## Schools Attended by Targeted Youth 2014-15

- |                                     |                                   |
|-------------------------------------|-----------------------------------|
| <b>Fern Bacon</b> Middle School     | <b>Luther Burbank</b> High School |
| <b>James Rutter</b> Middle School   | <b>Monterey Trail</b> High School |
| <b>Samuel Jackman</b> Middle School | <b>Rio Cazadero</b> High School   |
| <b>Calvine</b> High School          | <b>Valley</b> High School         |
| <b>Florin</b> High School           | <b>William Daylor</b> High School |
| <b>Las Flores</b> High School       |                                   |



## Graduation Rate 2014-15

- |  |  |
|--|--|
| <b>Florin High School**</b><br><b>90% of AA Students</b><br>94% of students of all other ethnicities         | <b>Monterey Trail High School**</b><br><b>91% of AA Students</b><br>96% of students of all other ethnicities |
| <b>Luther Burbank High School**</b><br><b>73% of AA Students</b><br>89% of students of all other ethnicities | <b>Valley High School**</b><br><b>80% of AA Students</b><br>91% of students of all other ethnicities         |



## Number of Births 2014

**2,298 Births**  
**433 African American Births (19%)**



## Top 3 Birth Hospitals 2014

Top 3 Birth Hospitals for African American Babies (% of all African American Births in this neighborhood):

- Sutter Medical Center | 25%**
- Kaiser South | 25%**
- Methodist | 25%**



## Housing 2014\*

**43,323 Neighborhood Housing Units**

- 49%** of units are renter-occupied
- 58%** of renters pay 35% or more of household income
- 33%** of residents recently moved
- 9%** of residents are without a vehicle in household

\*April 2017 Revision

\*\*CIL identified high school in which most targeted youth attend



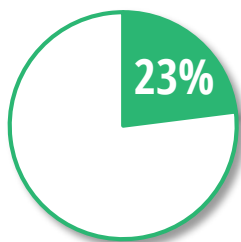
# FAMILY CHALLENGES & RESOURCES



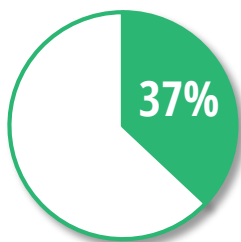
## Poverty 2014\*

Neighborhood population living below poverty level.  
In 2014, the federal poverty level for a family of four was \$23,850.

Families



Children



## Unemployment 2014\*

**17% of all residents are unemployed**

**22% of African American residents are unemployed**



## Public Assistance 2016

Average Applications per Month:

**10,129 TANF** applications

**30,731 CalFresh** applications

**22,935 Medi-Cal** applications



## Family Risk Factors 2013-14

**7%** of adults report serious psychological distress in the past year

**17%** of adults use tobacco in the past year



## Child Welfare 2014\*

**Neighborhood Involvement with Child Protective Services:**

**2,433** children had a CPS **allegation of child abuse or neglect**

**206** children **entered foster care**



## CIL Community Services & Resources 2016

Healthy Eating Active Living

Cops & Clergy

Food Pantry

Job Training & Coaching

Sex Trafficking Prevention

Restorative Justice Healing Circles

Night Walks (Gang & Violence Prevention)

\*April 2017 Revision



# MOTHER & INFANT HEALTH



## Delivery Costs: Births Paid by Medi-Cal 2014

Births paid for by Medi-Cal is used as a proxy for low-income mothers.



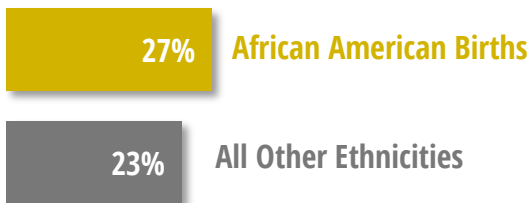
## Pre-term Births: Births Occurred before 37 Weeks of Pregnancy 2014

Pre-term birth is the leading cause of newborn death and may contribute to long-term disabilities for infants.



## Prenatal Care: Initiated after 1<sup>st</sup> Trimester 2014

Mothers are advised to start prenatal care during their 1<sup>st</sup> trimester of pregnancy. Late entry into care may pose increased health risks to pregnant mothers and their babies.



## Low-Birthweight Births: Birthweight Less than 5 lbs. 8 oz. 2014

Infants born below 5 pounds 8 ounces can be due to preterm birth or other pregnancy risk factors.



# YOUTH VULNERABILITY



## School Disciplinary Action 2014-15

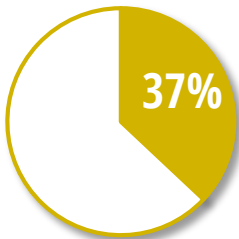
### Neighborhood Suspension & Expulsion Rates (Grades 7-12)\*\*:

**10% Suspension Rate**

**<1% Expulsion Rate**

\*\*School Disciplinary Action rates calculated from the following schools:

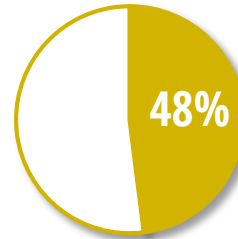
- |                              |                            |
|------------------------------|----------------------------|
| Fern Bacon Middle School     | Luther Burbank High School |
| James Rutter Middle School   | Monterey Trail High School |
| Samuel Jackman Middle School | Rio Cazadero High School   |
| Calvine High School          | Valley High School         |
| Florin High School           | William Daylor High School |
| Las Flores High School       |                            |



**In Sacramento County,**  
37% of all suspended and expelled students are **African American**.



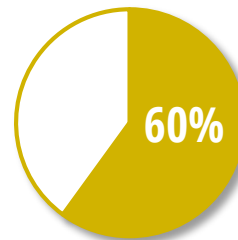
## Juvenile Felony Arrests (Sacramento County) 2014



**In Sacramento County,**  
**African Americans** represent 48% of all juveniles arrested for a felony. (youth ages 10-17 years)



## Youth Detention 2015\*



### 260 Total Youth Detained

**In this neighborhood,**  
**African Americans** represent 60% of all detained youth. (youth ages 14-21 years)



## Youth Unemployment 2014\*

Youth 16-19 years **41%**

Youth 20-24 years **32%**

\*April 2017 Revision



# AFRICAN AMERICAN DISPROPORTIONALITY

The Black Child Legacy Campaign is focused on reducing African American child deaths by 2020. Below are key areas where African American children and adults demonstrate disproportional risks compared to all other ethnicities within this neighborhood and Sacramento County.

## Valley Hi

### Neighborhood Unemployment

Rate at which African American neighborhood residents in the workforce are unemployed is... **1.5** times all other ethnicities.

### Neighborhood Poverty

Rate at which African American children in this neighborhood live in poverty is... **1.2** times all other ethnicities.

### Neighborhood Pre-Term Births

Rate at which African American neighborhood mothers delivered their babies pre-term is... **1.5** times all other ethnicities.

### Neighborhood Low-Birthweight Births

Rate at which African American neighborhood babies were born at a low-birthweight is... **1.4** times all other ethnicities.

### Neighborhood Youth Detentions\*

Rate at which African American youth in this neighborhood are detained is... **4.7** times all other ethnicities.

## Sacramento County

### County Allegations of Child Abuse & Neglect\*

Rate at which African American children in Sacramento County are involved in an allegation of child abuse or neglect is... **3.0** times all other ethnicities.

### County Entry into Foster Care\*

Rate at which African American children in Sacramento County enter into foster care is... **4.0** times all other ethnicities.

### County Juvenile Felony Arrests\*

Rate at which African American youth in Sacramento County are arrested for a felony is... **7.5** times all other ethnicities.

\*April 2017 Revision



# DATA SOURCES

## Neighborhood Profile

### Population

Total Neighborhood and Child and Youth Population: 2014 County and Neighborhood Population [Age and Sex](#) and [Sex by Age \(Black or African American Alone\)](#)  
U.S. Census Bureau, 2010-2014 American Community Survey 5-Year Estimates

### Birth Characteristics

2014 Births and Characteristics  
*Data Request, Sacramento County Department of Health and Human Services, Vital Statistics*

### Insured Youth

Uninsured Population: [2014 Health Insurance Coverage Status by Age](#)  
U.S. Census Bureau, 2010-2014 American Community Survey 5-Year Estimates

### Educational Outcomes

HS Graduation Rates by Race: [Cohort Outcome Summary Report by Race/Ethnicity](#)  
California Department of Education, Data Reporting Office, DataQuest, 2014-2015

### Housing

2014 Total Housing Units, Occupancy, Vehicles, Renter-Occupied: [Selected Housing Characteristics](#)  
U.S. Census Bureau, 2010-2014 American Community Survey 5-Year Estimates

## Family Challenges & Resources

### Poverty Rate

2014 Household Income, Population living below 100% of poverty: Families: [Ratio of Income to Poverty Level of Families in the Past 12 Months](#) and Children (0-17): [Age by Ratio of Income to Poverty Level in Past 12 Months](#)  
U.S. Census Bureau, 2010-2014 American Community Survey 5-Year Estimates

### Unemployment

Population Unemployed: [Employment Status](#)  
U.S. Census Bureau, 2010-2014 American Community Survey 5-Year Estimates

### Public Assistance

Average Applications per Month (Jan-Sep 2016)  
*Data Request, Sacramento County Department of Human Services*

### Family Risk Factors

Serious psychological distress (18+ years) and Serious psychological distress during past year: [AskCHIS](#)  
Adults Reporting Tobacco Use: [Adults Who Smoke](#)  
Alcohol Related Hospitalizations (18+ years): [Age-Adjusted Hospitalization Rate due to Alcohol Abuse](#)  
[AskCHIS](#), California Health Interview Survey, 2013-2014

### Child Welfare

Involvement with Child Protective Services. 2014 CPS Allegations and Foster Care Entries: [Child Maltreatment Allegation & Substantiation Rates, ages 0-17, rates per 1,000 children](#)  
California Child Welfare Indicators Project, University of California Berkeley

## Mother & Infant Health

### Birth Characteristics

2014 Births and Characteristics  
*Data Request, Sacramento County Department of Health and Human Services, Vital Statistics*

## Youth Vulnerability

### Educational Outcomes

School Disciplinary Actions: [Suspension and Expulsion Rates](#)  
African-American Disciplinary Rates: [Expulsion and Suspension Data](#)  
California Department of Education, Data Reporting Office, DataQuest, 2014-2015

### Youth Unemployment

[2014 Employment Status by Age](#)  
U.S. Census Bureau, 2010-2014 American Community Survey 5-Year Estimates

### Juvenile Felony Arrests

[Juvenile Felony Arrests, by Race/Ethnicity](#)  
California Dept. of Justice, Criminal Justice Statistics Center, Monthly Arrest and Citation Register (MACR) Data Files (Accessed via [kidsdata.org](#)), 2014

### Youth Detention

2015 Snapshot of Youth Detention in RAACD Zip Codes and 15/16 Top 5 Offenses for Admitted Secured Detention.  
*Data Request, Sacramento County Probation Department*

## African American Disproportionality

### Poverty Rate

Neighborhood Poverty Disproportionality: [African American Poverty Status in the Past 12 Months by Age \(Black or African American Alone\)](#)  
U.S. Census Bureau, 2010-2014 American Community Survey 5-Year Estimates

### Unemployment

Neighborhood Unemployment Disproportionality: [Employment Status](#)  
U.S. Census Bureau, 2010-2014 American Community Survey 5-Year Estimates

### Birth Characteristics

2014 Births and Characteristics Disproportionality  
*Data Request, Sacramento County Department of Health and Human Services, Vital Statistics*

### Child Welfare

Involvement with Child Protective Services. 2015 CPS Allegations and Foster Care Entries Disproportionality: [Child Maltreatment Allegation & Substantiation Rates, ages 0-17, rates per 1,000 children](#)  
California Child Welfare Indicators Project, University of California Berkeley

### Juvenile Felony Arrests

[Juvenile Felony Arrests, by Race/Ethnicity](#)  
California Dept. of Justice, Criminal Justice Statistics Center, Monthly Arrest and Citation Register (MACR) Data Files (Accessed via [kidsdata.org](#)), 2014

### Youth Detention

2015 Snapshot of Youth Detention in RAACD Zip Codes and 15/16 Top 5 Offenses for Admitted Secured Detention.  
*Data Request, Sacramento County Probation Department*

### Disproportionality Methodology

Rates of disproportionality use the following calculation: [Methodology for Disproportionality and Disparity Indices](#)  
California Child Welfare Indicators Project, University of California Berkeley

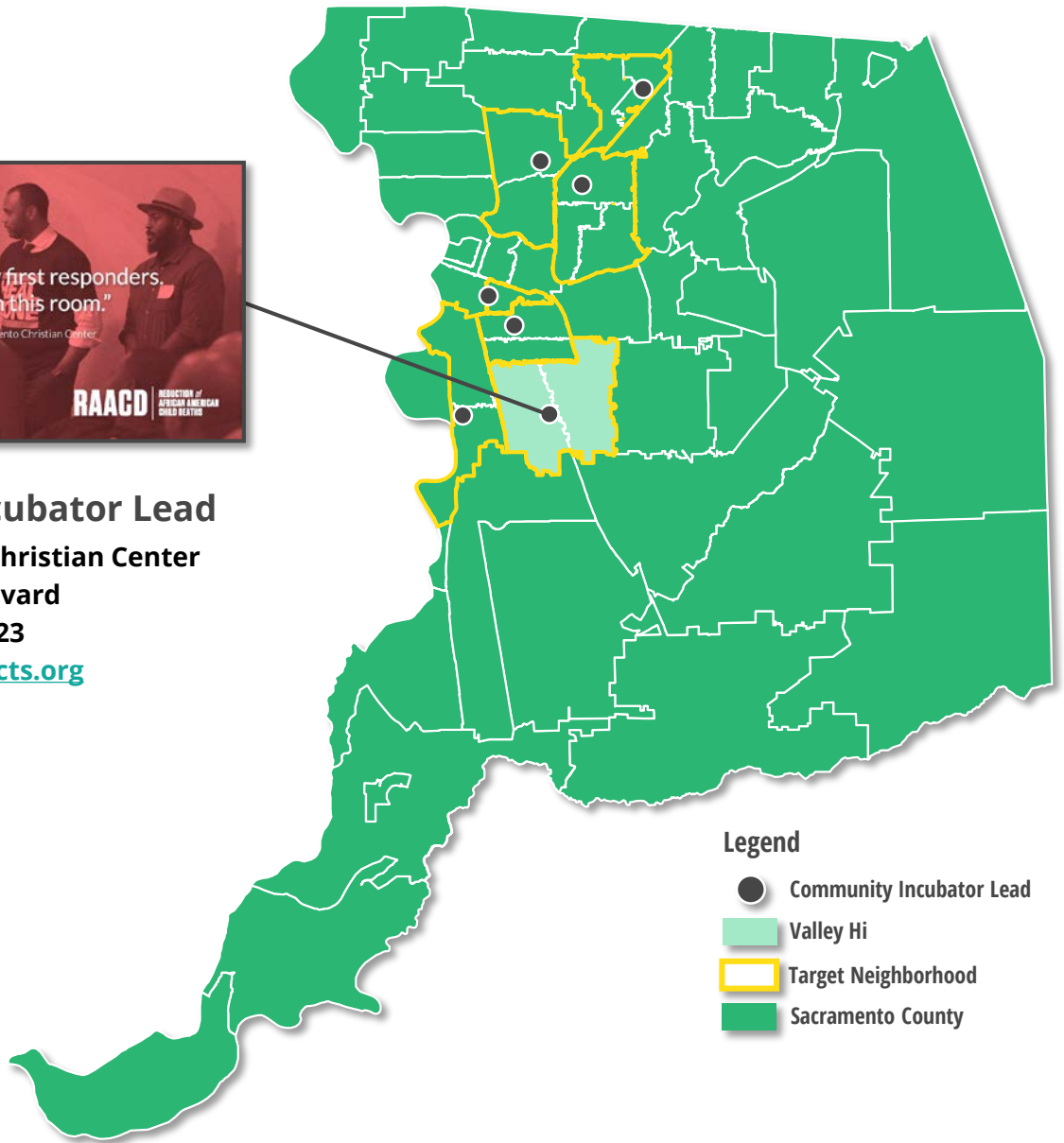


# ON THE MAP





 Valley Hi | 95823 · 95828



**Community Incubator Lead**  
**South Sacramento Christian Center**  
**7710 Stockton Boulevard**  
**Sacramento, CA 95823**  
[www.myfaithconnects.org](http://www.myfaithconnects.org)



## Legend

-  Community Incubator Lead
-  Valley Hi
-  Target Neighborhood
-  Sacramento County



**THE CENTER**  
at Sierra Health Foundation

The Steering Committee on Reduction for African American Child Deaths (RAACD) is funded by the County of Sacramento, City of Sacramento, and First 5 Sacramento, and is managed by The Center. To learn more, visit [www.shfcenter.org/raacd](http://www.shfcenter.org/raacd), or contact [raacd@shfcenter.org](mailto:raacd@shfcenter.org).



Prepared by:  
LPC Consulting Associates, Inc.  
[www.lpc-associates.com](http://www.lpc-associates.com)  
December 2016 (Revised April 2017)