



Black Child Legacy Campaign

NEIGHBORHOOD PROFILE (April 2017 Revision)



NORTH HIGHLANDS & FOOTHILL FARMS

This neighborhood profile provides a snap-shot of the North Highlands & Foothill Farms community, one of seven targeted neighborhoods in the Black Child Legacy Campaign. The North Highlands & Foothill Farms neighborhood includes zip codes 95660, 95841, and 95842. Liberty Towers serves as the Community Incubator Lead within this targeted neighborhood, and is working on reducing African American child deaths and building the capacity of smaller grassroots organizations within their community.

Community Incubator Lead

Liberty Towers
5132 Elkhorn Boulevard
Sacramento, CA 95842
www.impactsc.org



BLACK CHILD
LEGACY
C A M P A I G N
Uniting Families and Communities
for a Healthy Future

NORTH HIGHLANDS & FOOTHILL FARMS PROFILE



Population 2014*

84,046 Residents

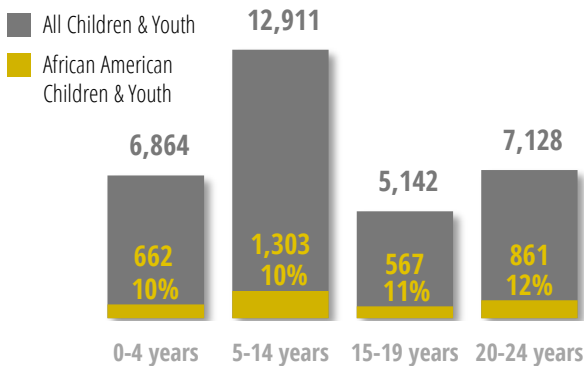
8,480 African American Residents (10%)



Children & Youth 2014*

32,045 Children & Youth

3,393 African American Children & Youth (11%)



Number of Births 2014*

1,491 Births

186 African American Births (12%)



Top 3 Birth Hospitals 2014*

Top 3 Birth Hospitals for African American Babies
(% of all African American Births in this neighborhood):

Mercy San Juan | 26%

Kaiser Roseville | 24%

Sutter Medical Center | 20%



Child Health Status 2013-14

Parent Reported for Children Ages 0-17 Years:

3% of children were in fair or poor health

7% of children had delayed medical services and/or prescriptions due to lack of insurance and/or resources



Health Insurance Coverage 2014*

Children 0-5 years **93%**

Children 6-17 years **92%**

Youth 18-24 years **68%**



Schools Attended by Targeted Youth 2014-15

Foothill Ranch Middle School
Community Collaborative Charter K-12
Antelope High School
Center High School

Del Campo High School
Foothill High School
Pacific Career & Technology High School



Graduation Rate 2014-15

Antelope High School**
100% of AA Students
97% of students of all other ethnicities

Center High School**
94% of AA Students
92% of students of all other ethnicities

Del Campo High School**
94% of AA Students
97% of students of all other ethnicities

Foothill High School**
98% of AA Students
92% of students of all other ethnicities



Housing 2014*

32,090 Neighborhood Housing Units

51% of units are renter-occupied

55% of renters pay 35% or more of household income

36% of residents recently moved

8% of residents are without a vehicle in household

**April 2017 Revision*

***CIL identified high school in which most targeted youth attend*



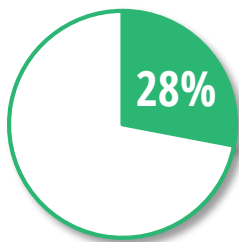
FAMILY CHALLENGES & RESOURCES



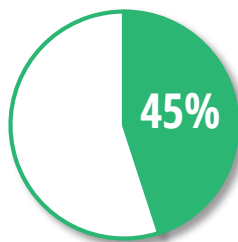
Poverty 2014*

Neighborhood population living below poverty level.
In 2014, the federal poverty level for a family of four was \$23,850.

Families



Children



Family Risk Factors 2013-14*

7% of adults report serious psychological distress in the past year

17% of adults use tobacco in the past year



Child Welfare 2014*

Neighborhood Involvement with Child Protective Services:

2,096 children had a CPS **allegation of child abuse or neglect**

175 children **entered foster care**



Unemployment 2014*

13% of all residents are unemployed

22% of African American residents are unemployed



Public Assistance 2016*

Average Applications per Month:

7,114 **TANF** applications

21,366 **CalFresh** applications

40,341 **Medi-Cal** applications



CIL Community Services & Resources 2016

Youth & Adult Sports Leagues

Grassroots Cease Fire Agreement

Crib Distribution & Safe Sleep Certifications

Trauma-Informed Care

Homelessness Supports

Food Closet

Domestic Violence Reduction Classes

*April 2017 Revision



MOTHER & INFANT HEALTH



Delivery Costs:

Births Paid by Medi-Cal 2014*

Births paid for by Medi-Cal is used as a proxy for low-income mothers.

African American Births 76%

All Other Ethnicities 62%



Pre-term Births:

Births Occurred before 37 Weeks of Pregnancy 2014*

Pre-term birth is the leading cause of newborn death and may contribute to long-term disabilities for infants.

15% African American Births

7% All Other Ethnicities



Prenatal Care:

Initiated after 1st Trimester

2014*

Mothers are advised to start prenatal care during their 1st trimester of pregnancy. Late entry into care may pose increased health risks to pregnant mothers and their babies.

26% African American Births

29% All Other Ethnicities



Low-Birthweight Births:

Birthweight Less than 5 lbs. 8 oz.

2014*

Infants born below 5 pounds 8 ounces can be due to preterm birth or other pregnancy risk factors.

12% African American Births

5% All Other Ethnicities

*April 2017 Revision



YOUTH VULNERABILITY



School Disciplinary Action 2014-15

**Neighborhood Suspension & Expulsion
Rates (Grades 7-12)**:**

12% Suspension Rate

<1% Expulsion Rate

**School Disciplinary Action rates calculated from the following schools:

Foothill Ranch Middle School

Foothill High School

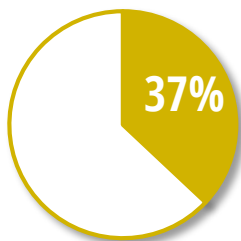
Antelope High School

Pacific Career & Technology

Center High School

High School

Del Campo High School



In Sacramento County,
37% of all suspended and expelled
students are **African American**.



Youth Unemployment 2014*

Youth 16-19 years

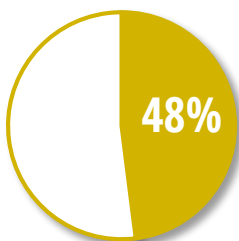
36%

Youth 20-24 years

20%



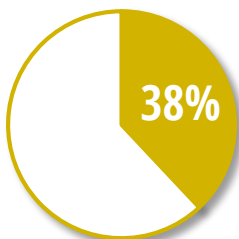
Juvenile Felony Arrests (Sacramento County) 2014



In Sacramento County,
African Americans represent 48% of all
juveniles arrested for a felony.
(youth ages 10-17 years)



Youth Detention 2015*



93 Total Youth Detained

In this neighborhood,
African Americans represent 38% of all
detained youth. (youth ages 14-21 years)

*April 2017 Revision



AFRICAN AMERICAN DISPROPORTIONALITY

The Black Child Legacy Campaign is focused on reducing African American child deaths by 2020. Below are key areas where African American children and adults demonstrate disproportional risks compared to all other ethnicities within this neighborhood and Sacramento County.

North Highlands & Foothill Farms

Neighborhood Unemployment*

Rate at which **African American** neighborhood residents in the workforce are unemployed is... **1.8** times all other ethnicities.

Neighborhood Poverty*

Rate at which **African American** children in this neighborhood live in poverty is... **1.6** times all other ethnicities.

Neighborhood Pre-Term Births*

Rate at which **African American** neighborhood mothers delivered their babies pre-term is... **2.2** times all other ethnicities.

Neighborhood Low-Birthweight Births

Rate at which **African American** neighborhood babies were born at a low-birthweight is... **2.6** times all other ethnicities.

Neighborhood Youth Detentions*

Rate at which **African American** youth in this neighborhood are detained is... **5.4**^{**} times all other ethnicities.

Sacramento County

County Allegations of Child Abuse & Neglect*

Rate at which **African American** children in Sacramento County are involved in an allegation of child abuse or neglect is... **3.0** times all other ethnicities.

County Entry into Foster Care*

Rate at which **African American** children in Sacramento County enter into foster care is... **4.0** times all other ethnicities.

County Juvenile Felony Arrests*

Rate at which **African American** youth in Sacramento County are arrested for a felony is... **7.5** times all other ethnicities.

**April 2017 Revision*

***Rate does not include zip code 95841*



DATA SOURCES

Neighborhood Profile

Population

Total Neighborhood and Child and Youth Population: 2014 County and Neighborhood Population [Age and Sex](#) and [Sex by Age \(Black or African American Alone\)](#)
U.S. Census Bureau, 2010-2014 American Community Survey 5-Year Estimates

Birth Characteristics

2014 Births and Characteristics
Data Request, Sacramento County Department of Health and Human Services, Vital Statistics

Child Health Status

Health status reported by parent. Delayed Prescriptions/medical services: Delay in receiving care; Poor or Fair Health: Health status
[AskCHIS](#), California Health Interview Survey, 2013-2014

Insured Youth

Uninsured Population: [2014 Health Insurance Coverage Status by Age](#)
U.S. Census Bureau, 2010-2014 American Community Survey 5-Year Estimates

Educational Outcomes

HS Graduation Rates by Race: [Cohort Outcome Summary Report by Race/Ethnicity](#)
California Department of Education, Data Reporting Office, DataQuest, 2014-2015

Housing

2014 Total Housing Units, Occupancy, Vehicles, Renter-Occupied: [Selected Housing Characteristics](#)
U.S. Census Bureau, 2010-2014 American Community Survey 5-Year Estimates

Family Challenges & Resources

Poverty Rate

2014 Household Income, Population living below 100% of poverty: Families, [Ratio of Income to Poverty Level of Families in the Past 12 Months](#) and Children (0-17), [Age by Ratio of Income to Poverty Level in Past 12 Months](#)
U.S. Census Bureau, 2010-2014 American Community Survey 5-Year Estimates

Unemployment

Population Unemployed: [Employment Status](#)
U.S. Census Bureau, 2010-2014 American Community Survey 5-Year Estimates

Public Assistance

Average Applications per Month (Jan-Sep 2016)
Data Request, Sacramento County Department of Human Services

Family Risk Factors

Serious psychological distress (18+ years) and Serious psychological distress during past year: [AskCHIS](#)
Adults Reporting Tobacco Use: [Adults Who Smoke](#)
Alcohol Related Hospitalizations (18+ years): [Age-Adjusted Hospitalization Rate due to Alcohol Abuse](#)
[AskCHIS](#), California Health Interview Survey, 2013-2014

Child Welfare

Involvement with Child Protective Services. 2014 CPS Allegations and Foster Care Entries: [Child Maltreatment Allegation & Substantiation Rates, ages 0-17, rates per 1,000 children](#)
California Child Welfare Indicators Project, University of California Berkeley

Mother & Infant Health

Birth Characteristics

2014 Births and Characteristics
Data Request, Sacramento County Department of Health and Human Services, Vital Statistics

Youth Vulnerability

Educational Outcomes

School Disciplinary Actions: [Suspension and Expulsion Rates](#)
African-American Disciplinary Rates: [Expulsion and Suspension Data](#)
California Department of Education, Data Reporting Office, DataQuest, 2014-2015

Youth Unemployment

[2014 Employment Status by Age](#)
U.S. Census Bureau, 2010-2014 American Community Survey 5-Year Estimates

Juvenile Felony Arrests

[Juvenile Felony Arrests, by Race/Ethnicity](#)
California Dept. of Justice, Criminal Justice Statistics Center, Monthly Arrest and Citation Register (MACR) Data Files (Accessed via kidsdata.org), 2014

Youth Detention

2015 Snapshot of Youth Detention in RAACD Zip Codes and 15/16 Top 5 Offenses for Admitted Secured Detention.
Data Request, Sacramento County Probation Department

African American Disproportionality

Poverty Rate

Neighborhood Poverty Disproportionality: [African American Poverty Status in the Past 12 Months by Age \(Black or African American Alone\)](#)
U.S. Census Bureau, 2010-2014 American Community Survey 5-Year Estimates

Unemployment

Neighborhood Unemployment Disproportionality: [Employment Status](#)
U.S. Census Bureau, 2010-2014 American Community Survey 5-Year Estimates

Birth Characteristics

2014 Births and Characteristics Disproportionality
Data Request, Sacramento County Department of Health and Human Services, Vital Statistics

Child Welfare

Involvement with Child Protective Services. 2015 CPS Allegations and Foster Care Entries Disproportionality: [Child Maltreatment Allegation & Substantiation Rates, ages 0-17, rates per 1,000 children](#)
California Child Welfare Indicators Project, University of California Berkeley

Juvenile Felony Arrests

[Juvenile Felony Arrests, by Race/Ethnicity](#)
California Dept. of Justice, Criminal Justice Statistics Center, Monthly Arrest and Citation Register (MACR) Data Files (Accessed via kidsdata.org), 2014

Youth Detention

2015 Snapshot of Youth Detention in RAACD Zip Codes and 15/16 Top 5 Offenses for Admitted Secured Detention.
Data Request, Sacramento County Probation Department

Disproportionality Methodology

Rates of disproportionality use the following calculation: [Methodology for Disproportionality and Disparity Indices](#)
California Child Welfare Indicators Project, University of California Berkeley



ON THE MAP



North Highlands & Foothill Farms | 95660 · 95841 · 95842



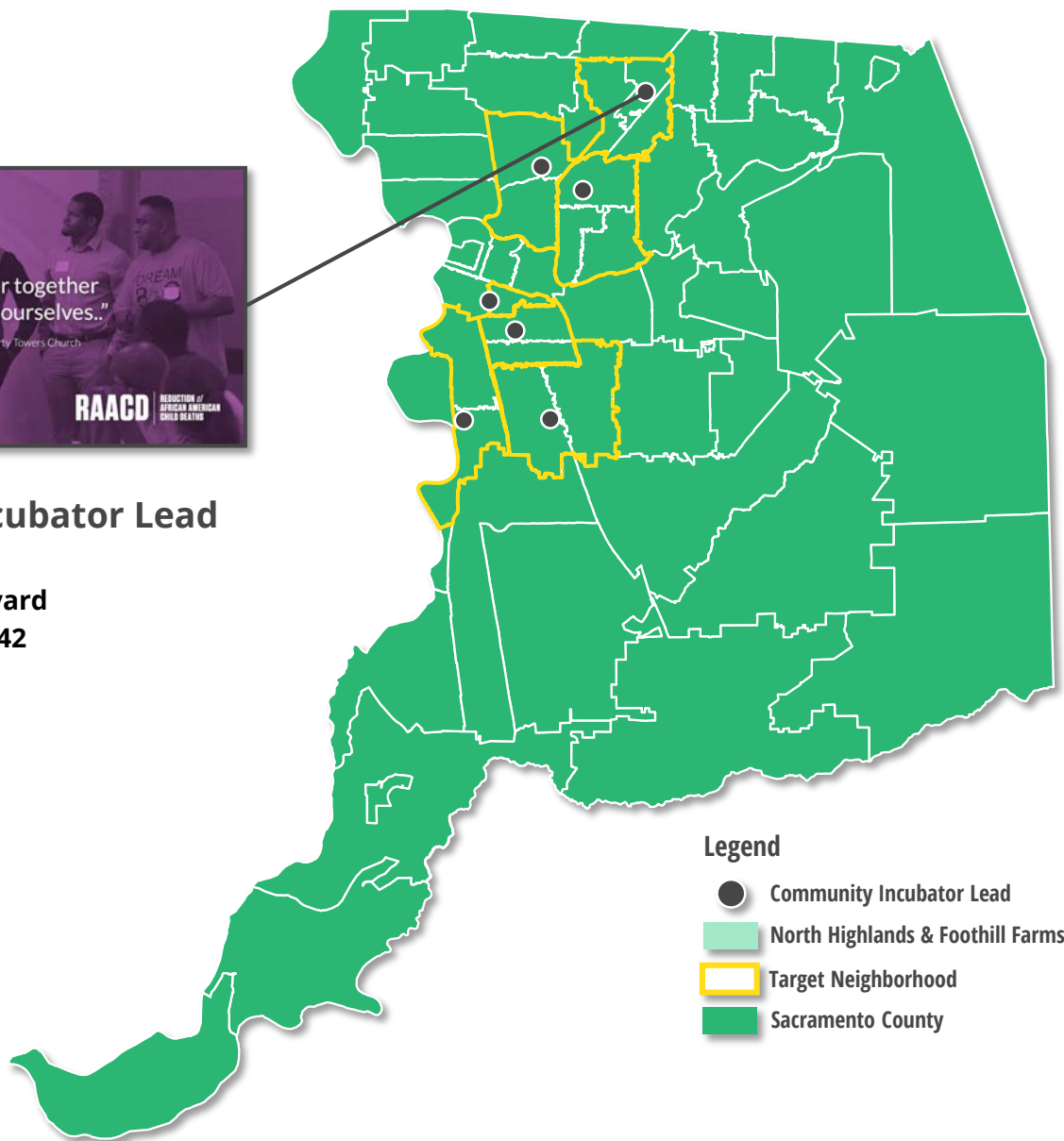
Community Incubator Lead

Liberty Towers

5132 Elkhorn Boulevard

Sacramento, CA 95842

www.impactsc.org



Legend

-  Community Incubator Lead
-  North Highlands & Foothill Farms
-  Target Neighborhood
-  Sacramento County

SACRAMENTO
COUNTY



THE CENTER
at Sierra Health Foundation

The Steering Committee on Reduction for African American Child Deaths (RAACD) is funded by the County of Sacramento, City of Sacramento, and First 5 Sacramento, and is managed by The Center. To learn more, visit www.shfcenter.org/raacd, or contact raacd@shfcenter.org.



Prepared by:
LPC Consulting Associates, Inc.
www.lpc-associates.com

December 2016 (Revised April 2017)