



Black Child Legacy Campaign **NEIGHBORHOOD PROFILE**



NORTH SACRAMENTO & DEL PASO HEIGHTS

This neighborhood profile provides a snap-shot of the North Sacramento & Del Paso Heights community, one of seven targeted neighborhoods in the Black Child Legacy Campaign. The North Sacramento & Del Paso Heights neighborhood includes zip codes 95815 and 95838. Roberts Family Development Center at Greater Sacramento Urban League serves as the Community Incubator Lead within this targeted neighborhood, and is working on reducing African American child deaths and building the capacity of smaller grassroots organizations within their community.

Community Incubator Lead
Roberts Family Development Center
Greater Sacramento Urban League
3725 Marysville Boulevard
Sacramento, CA 95838
www.robertsfdc.com



**BLACK CHILD
LEGACY**
C A M P A I G N
Uniting Families and Communities
for a Healthy Future

NORTH SACRAMENTO & DEL PASO HEIGHTS PROFILE



Population 2014

89,817 Residents

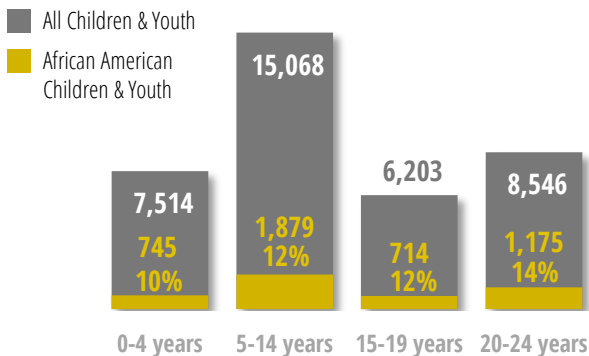
11,748 African American Residents (13%)



Children & Youth 2014

37,331 Children & Youth

4,513 African American Children & Youth (12%)



Child Health Status 2013-14

Parent Reported for Children Ages 0-17 Years:

3% of children were in fair or poor health

8% of children had delayed medical services and/or prescriptions due to lack of insurance and/or resources



Health Insurance Coverage 2014

Children 0-5 years **95%**

Children 6-17 years **91%**

Youth 18-24 years **66%**



Schools Attended by Targeted Youth 2014-15

Martin Luther King Jr. Technology Academy (Middle School)
Norwood Junior High School
Nova Opportunity Middle School

Higher Learning Academy K-8
Grant Union High School
Vista Nueva Career & Technology High School



Graduation Rate 2014-15

Grant Union High School*

94% of African American Students

92% of students of all other ethnicities

*CIL identified high school in which most targeted youth attend



Housing 2014

32,048 Neighborhood Housing Units

59% of units are renter-occupied

58% of renters pay 35% or more of household income

40% of residents recently moved

14% of residents are without a vehicle in household



Number of Births 2014

1,153 Births

171 African American Births (15%)



Top 3 Birth Hospitals 2014

Top 3 Birth Hospitals for African American Babies
 (% of all African American Births in this neighborhood):

Sutter Medical Center | 33%

Mercy General | 29%

Kaiser Roseville | 15%



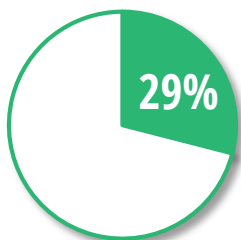
FAMILY CHALLENGES & RESOURCES



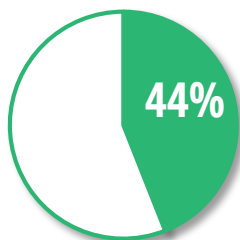
Poverty 2014

Neighborhood population living below poverty level.
In 2014, the federal poverty level for a family of four was \$23,850.

Families



Children



Unemployment 2014

19% of all residents are unemployed

36% of African American residents are unemployed



Public Assistance 2016

Average Applications per Month:

6,892 TANF applications

19,704 CalFresh applications

34,763 Medi-Cal applications



Family Risk Factors 2013-14

7% of adults report serious psychological distress in the past year

17% of adults use tobacco in the past year



Child Welfare 2015

Neighborhood Involvement with Child Protective Services:

2,884 children had a **CPS allegation of child abuse or neglect**

267 children **entered foster care**



CIL Community Services & Resources 2016

Afterschool Programs

Youth Development & Engagement

Parent & Community Engagement

Freedom Schools

Night Lift Turn Right (Summer non-violence campaign & community organizing)



MOTHER & INFANT HEALTH



Delivery Costs:

Births Paid by Medi-Cal 2014

Births paid for by Medi-Cal is used as a proxy for low-income mothers.

African American Births 83%

All Other Ethnicities 73%



Pre-term Births:

Births Occurred before 37 Weeks of Pregnancy 2014

Pre-term birth is the leading cause of newborn death and may contribute to long-term disabilities for infants.

11% African American Births

12% All Other Ethnicities



Prenatal Care:

Initiated after 1st Trimester

2014

Mothers are advised to start prenatal care during their 1st trimester of pregnancy. Late entry into care may pose increased health risks to pregnant mothers and their babies.

19% African American Births

29% All Other Ethnicities



Low-Birthweight Births:

Birthweight Less than 5 lbs. 8 oz. 2014

Infants born below 5 pounds 8 ounces can be due to preterm birth or other pregnancy risk factors.

12% African American Births

9% All Other Ethnicities



YOUTH VULNERABILITY



School Disciplinary Action 2014-15

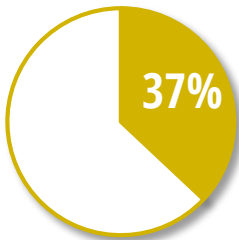
Neighborhood Suspension & Expulsion Rates (Grades 7-12)*:

15% Suspension Rate

<1% Expulsion Rate

*School Disciplinary Action rates calculated from the following schools:

Martin Luther King Jr. Technology Academy (Middle School)	Higher Learning Academy K-8
Norwood Junior High School	Grant Union High School
Nova Opportunity Middle School	Vista Nueva Career & Technology High School



In Sacramento County, 37% of all suspended and expelled students are **African American**.



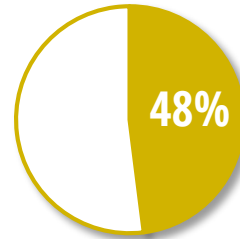
Youth Unemployment 2014

Youth 16-19 years **41%**

Youth 20-24 years **28%**



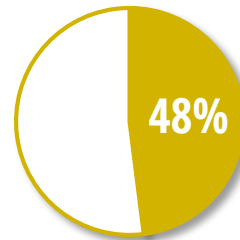
Juvenile Felony Arrests (Sacramento County) 2014



In Sacramento County, **African Americans** represent 48% of all juveniles arrested for a felony. (youth ages 10-17 years)



Youth Detention 2015



120 Youth Detained

In this neighborhood, **African Americans** represent 48% of all detained youth. (youth ages 10-17 years)



AFRICAN AMERICAN DISPROPORTIONALITY

The Black Child Legacy Campaign is focused on reducing African American child deaths by 2020. Below are key areas where African American children and adults demonstrate disproportional risks compared to all other ethnicities within this neighborhood and Sacramento County.

North Sacramento & Del Paso Heights

Neighborhood Unemployment

Rate at which African American neighborhood residents in the workforce are unemployed is... **2.2** times all other ethnicities.

Neighborhood Poverty

Rate at which African American children in this neighborhood live in poverty is... **1.4** times all other ethnicities.

Neighborhood Pre-Term Births

Rate at which African American neighborhood mothers delivered their babies pre-term is... **0.9** times all other ethnicities.

Neighborhood Low-Birthweight Births

Rate at which African American neighborhood babies were born at a low-birthweight is... **1.4** times all other ethnicities.

Neighborhood Youth Detentions

Rate at which African American youth in this neighborhood are detained is... **8.4** times all other ethnicities.

Sacramento County

County Allegations of Child Abuse & Neglect

Rate at which African American children in Sacramento County are involved in an allegation of child abuse or neglect is... **2.9** times all other ethnicities.

County Entry into Foster Care

Rate at which African American children in Sacramento County enter into foster care is... **4.1** times all other ethnicities.

County Juvenile Felony Arrests

Rate at which African American youth in Sacramento County are arrested for a felony is... **8.3** times all other ethnicities.



DATA SOURCES

Neighborhood Profile

Population

Total Neighborhood and Child and Youth Population: 2014 County and Neighborhood Population [Age and Sex](#) and [Sex by Age \(Black or African American Alone\)](#)
U.S. Census Bureau, 2010-2014 American Community Survey 5-Year Estimates

Birth Characteristics

2014 Births and Characteristics
Data Request, Sacramento County Department of Health and Human Services, Vital Statistics

Child Health Status

Health status reported by parent. Delayed Prescriptions/medical services: Delay in receiving care; Poor or Fair Health: Health status
[AskCHIS](#), California Health Interview Survey, 2013-2014

Insured Youth

Uninsured Population: [2014 Health Insurance Coverage Status by Age](#)
U.S. Census Bureau, 2010-2014 American Community Survey 5-Year Estimates

Educational Outcomes

HS Graduation Rates by Race: [Cohort Outcome Summary Report by Race/Ethnicity](#)
California Department of Education, Data Reporting Office, DataQuest, 2014-2015

Housing

2014 Total Housing Units, Occupancy, Vehicles, Renter-Occupied: [Selected Housing Characteristics](#)
U.S. Census Bureau, 2010-2014 American Community Survey 5-Year Estimates

Family Challenges & Resources

Poverty Rate

2014 Household Income, Population living below 100% of poverty: Families, [Ratio of Income to Poverty Level of Families in the Past 12 Months](#) and Children (0-17), [Age by Ratio of Income to Poverty Level in Past 12 Months](#)
U.S. Census Bureau, 2010-2014 American Community Survey 5-Year Estimates

Unemployment

Population Unemployed: [Employment Status](#)
U.S. Census Bureau, 2010-2014 American Community Survey 5-Year Estimates

Public Assistance

Average Applications per Month (Jan-Sep 2016)
Data Request, Sacramento County Department of Human Services

Family Risk Factors

Serious psychological distress (18+ years) and Serious psychological distress during past year: [AskCHIS](#)
Adults Reporting Tobacco Use: [Adults Who Smoke](#)
Alcohol Related Hospitalizations (18+ years): [Age-Adjusted Hospitalization Rate due to Alcohol Abuse](#)
[AskCHIS](#), California Health Interview Survey, 2013-2014

Child Welfare

Involvement with Child Protective Services. 2015 CPS Allegations and Foster Care Entries: [Child Maltreatment Allegation & Substantiation Rates, ages 0-17, rates per 1,000 children](#)
California Child Welfare Indicators Project, University of California Berkeley

Mother & Infant Health

Birth Characteristics

2014 Births and Characteristics
Data Request, Sacramento County Department of Health and Human Services, Vital Statistics

Youth Vulnerability

Educational Outcomes

School Disciplinary Actions: [Suspension and Expulsion Rates](#)
African-American Disciplinary Rates: [Expulsion and Suspension Data](#)
California Department of Education, Data Reporting Office, DataQuest, 2014-2015

Youth Unemployment

[2014 Employment Status by Age](#)
U.S. Census Bureau, 2010-2014 American Community Survey 5-Year Estimates

Juvenile Felony Arrests

[Juvenile Felony Arrests, by Race/Ethnicity](#)
California Dept. of Justice, Criminal Justice Statistics Center, Monthly Arrest and Citation Register (MACR) Data Files (Accessed via kidsdata.org), 2014

Youth Detention

2015 Snapshot of Youth Detention in RAACD Zip Codes and 15/16 Top 5 Offenses for Admitted Secured Detention.
Data Request, Sacramento County Probation Department

African American Disproportionality

Poverty Rate

Neighborhood Poverty Disproportionality: [African American Poverty Status in the Past 12 Months by Age \(Black or African American Alone\)](#)
U.S. Census Bureau, 2010-2014 American Community Survey 5-Year Estimates

Unemployment

Neighborhood Unemployment Disproportionality: [Employment Status](#)
U.S. Census Bureau, 2010-2014 American Community Survey 5-Year Estimates

Birth Characteristics

2014 Births and Characteristics Disproportionality
Data Request, Sacramento County Department of Health and Human Services, Vital Statistics

Child Welfare

Involvement with Child Protective Services. 2015 CPS Allegations and Foster Care Entries Disproportionality: [Child Maltreatment Allegation & Substantiation Rates, ages 0-17, rates per 1,000 children](#)
California Child Welfare Indicators Project, University of California Berkeley

Juvenile Felony Arrests

[Juvenile Felony Arrests, by Race/Ethnicity](#)
California Dept. of Justice, Criminal Justice Statistics Center, Monthly Arrest and Citation Register (MACR) Data Files (Accessed via kidsdata.org), 2014

Youth Detention

2015 Snapshot of Youth Detention in RAACD Zip Codes and 15/16 Top 5 Offenses for Admitted Secured Detention.
Data Request, Sacramento County Probation Department



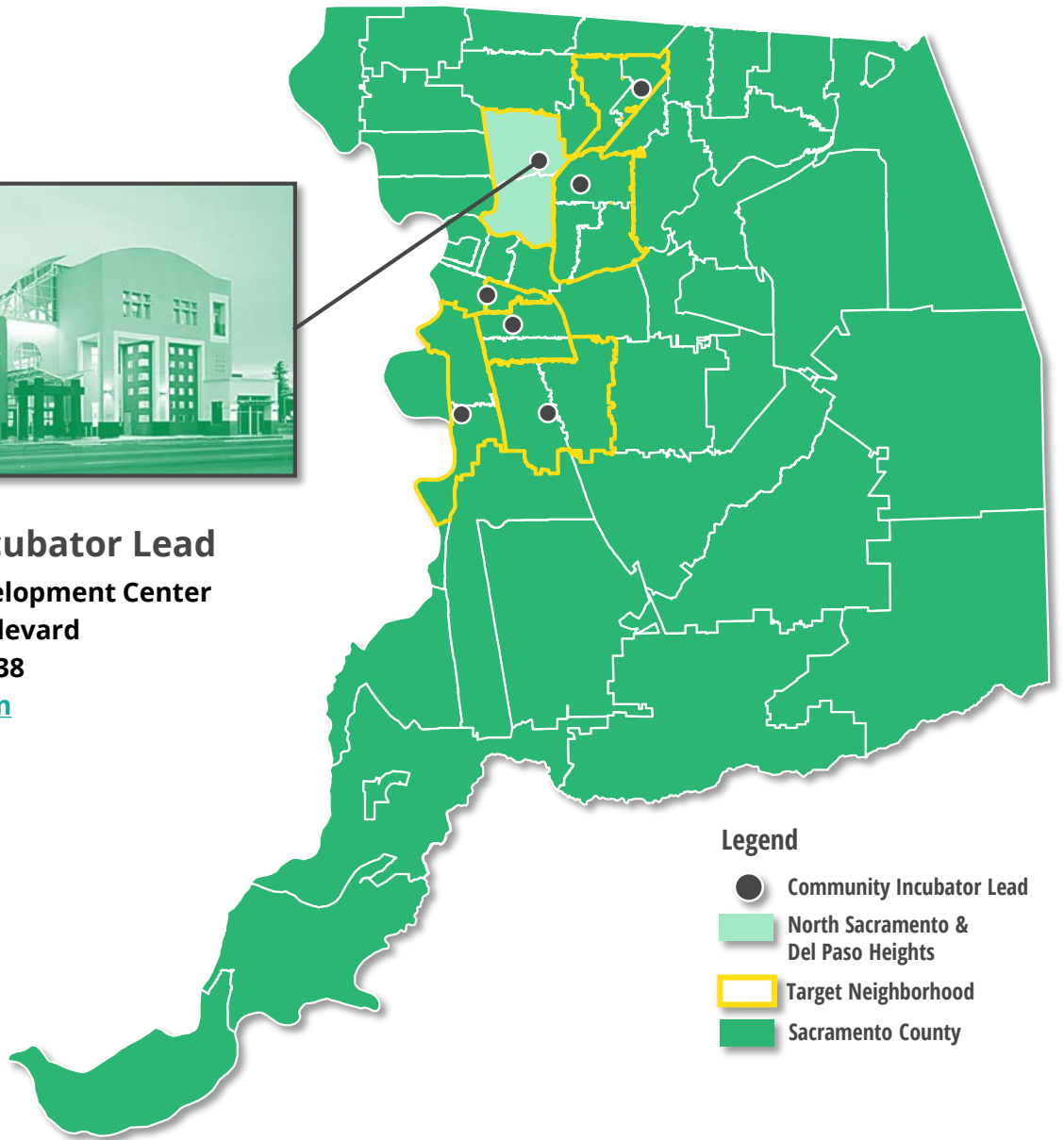
ON THE MAP



North Sacramento & Del Paso Heights | 95815 · 95838



Community Incubator Lead
Roberts Family Development Center
3725 Marysville Boulevard
Sacramento, CA 95838
www.robertsfdc.com



Legend

- Community Incubator Lead
- North Sacramento & Del Paso Heights
- Target Neighborhood
- Sacramento County



THE CENTER
at Sierra Health Foundation

The Steering Committee on Reduction for African American Child Deaths (RAACD) is funded by the County of Sacramento, City of Sacramento, and First 5 Sacramento, and is managed by The Center. To learn more, visit www.shfcenter.org/raacd, or contact raacd@shfcenter.org.



Prepared by:
LPC Consulting Associates, Inc.
www.lpc-associates.com
December 2016